

Johnson County Community College

Financial Report
June 30, 2022

Contents

Independent Auditor's Report	1 – 4
Management's Discussion and Analysis	5 – 15
Financial Statements	
Statements of net position	16
Statements of financial position – Johnson County Community College Foundation	17
Statements of revenues, expenses and changes in net position	18
Statements of activities – Johnson County Community College Foundation	19 – 20
Statements of cash flows	21 – 22
Statements of fiduciary net position	23
Statements of changes in fiduciary net position	24
Notes to financial statements	25 – 59
Required Supplementary Information	
Schedule of College's proportionate share of the net pension liability	60
Schedule of College's contributions to defined benefit pension plan	61
Schedule of College's net OPEB liability – medical and prescription drug plan	62
Schedule of College's net OPEB liability – KPERS long-term disability and life insurance benefit plans	63
Supplemental Schedule	
Budgetary expenditures with appropriations (unaudited)	64



1200 Main Street
Suite 1000
Kansas City, MO 64105

T: 816.472.1122
E: info@rubinbrown.com
www.RubinBrown.com

CERTIFIED PUBLIC ACCOUNTANTS & BUSINESS CONSULTANTS

Independent Auditors' Report

Board of Trustees
Johnson County Community College
Overland Park, Kansas

Report On The Audit Of The Financial Statements

Opinions

We have audited the financial statements of the business-type activities, fiduciary activities, and the discretely presented component unit of Johnson County Community College (the College) as of and for the years then ended June 30, 2022 and 2021, and the related notes to the financial statements, which collectively comprise the College's basic financial statements as listed in the table of contents.

In our opinion, the accompanying financial statements referred to above present fairly, in all material respects, the respective financial position of the business-type activities, fiduciary activities, and the discretely presented component unit of the College, as of and for the years ended June 30, 2022 and 2021, and the respective changes in financial position, and where applicable, cash flows thereof for the years then ended in accordance with accounting principles generally accepted in the United States of America (GAAP).

Basis For Opinions

We conducted our audit in accordance with auditing standards generally accepted in the United States of America (GAAS) and the standards applicable to financial audits contained in *Government Auditing Standards (Government Auditing Standards)*, issued by the Comptroller General of the United States. Our responsibilities under those standards are further described in the Auditors' Responsibilities For The Audit Of The Financial Statements section of our report. We are required to be independent of the College and to meet our ethical responsibilities, in accordance with the relevant ethical requirements relating to our audit. We believe that the audit evidence we have obtained is sufficient and appropriate to provide a basis for our audit opinions.

Emphasis Of Matter

As discussed in Note 1 to the financial statements, the College implemented the provisions of Governmental Accounting Standards Board Statement Number 87, *Leases*. Our opinion is not modified with respect to this matter.

Responsibilities Of Management For The Financial Statements

Management is responsible for the preparation and fair presentation of these financial statements in accordance with U.S. generally accepted accounting principles; this includes the design, implementation and maintenance of internal control relevant to the preparation and fair presentation of financial statements that are free from material misstatement, whether due to fraud or error.

In preparing the financial statements, management is required to evaluate whether there are conditions or events, considered in the aggregate, that raise substantial doubt about the College's ability to continue as a going concern for twelve months beyond the financial statement date, including any currently known information that may raise substantial doubt shortly thereafter.

Auditors' Responsibilities For The Audit Of The Financial Statements

Our objectives are to obtain reasonable assurance about whether the financial statements as a whole are free from material misstatement, whether due to fraud or error, and to issue an auditor's report that includes our opinions. Reasonable assurance is a high level of assurance but is not absolute assurance and therefore is not a guarantee that an audit conducted in accordance with GAAS and *Government Auditing Standards* will always detect a material misstatement when it exists. The risk of not detecting a material misstatement resulting from fraud is higher than for one resulting from error, as fraud may involve collusion, forgery, intentional omissions, misrepresentations, or the override of internal control. Misstatements are considered material if there is a substantial likelihood that, individually or in the aggregate, they would influence the judgment made by a reasonable user based on the financial statements. The financial statements of the discretely presented component unit, Johnson County Community College Foundation, were not audited in accordance with *Government Auditing Standards*.

In performing an audit in accordance with GAAS and *Government Auditing Standards*, we

- Exercise professional judgment and maintain professional skepticism throughout the audit.
- Identify and assess the risks of material misstatement of the financial statements, whether due to fraud or error, and design and perform audit procedures responsive to those risks. Such procedures include examining, on a test basis, evidence regarding the amounts and disclosures in the financial statements.
- Obtain an understanding of internal control relevant to the audit in order to design audit procedures that are appropriate in the circumstances, but not for the purpose of expressing an opinion on the effectiveness of the College's internal control. Accordingly, no such opinion is expressed.
- Evaluate the appropriateness of accounting policies used and the reasonableness of significant accounting estimates made by management, as well as evaluate the overall presentation of the financial statements.

- Conclude whether, in our judgment, there are conditions or events, considered in the aggregate, that raise substantial doubt about the College's ability to continue as a going concern for a reasonable period of time.

We are required to communicate with those charged with governance regarding, among other matters, the planned scope and timing of the audit, significant audit findings, and certain internal control–related matters that we identified during the audit.

Required Supplementary Information

Accounting principles generally accepted in the United States of America require that the Management's Discussion and Analysis, Schedule of College's Proportionate Share of the Net Pension Liability, Schedule of the College's Contributions to Defined Benefit Pension Plan, Schedule of College's Net OPEB Liability – Medical and Prescription Drug Plan, and Schedule of College's Net OPEB Liability – KPERS Long-term Disability and Life Insurance Benefit Plans, as listed in the table of contents, be presented to supplement the basic financial statements. Such information, is the responsibility of management and, although not a part of the basic financial statements, is required by the Governmental Accounting Standards Board who considers it to be an essential part of financial reporting for placing the basic financial statements in an appropriate operational, economic, or historical context. We have applied certain limited procedures to the required supplementary information in accordance with auditing standards generally accepted in the United States of America, which consisted of inquires of management about the methods of preparing the information and comparing the information for consistency with management's responses to our inquires, the basic financial statements, and other knowledge we obtained during our audit of the basic financial statements. We do not express an opinion or provide any assurance on the information because the limited procedures do not provide us with sufficient evidence to express an opinion or provide any assurance.

Other Information

Management is responsible for the other information included in the annual report. The other information comprises the supplemental schedule of budgetary expenditures with appropriations, as listed in the table of contents, but does not include the basic financial statements and our auditor's report thereon. Our opinions on the basic financial statements do not cover the other information, and we do not express an opinion or any form of assurance thereon.

In connection with our audit of the basic financial statements, our responsibility is to read the other information and consider whether a material inconsistency exists between the other information and the basic financial statements, or the other information otherwise appears to be materially misstated. If, based on the work performed, we conclude that an uncorrected material misstatement of the other information exists, we are required to describe it in our report.

Other Reporting Required By *Government Auditing Standards*

In accordance with *Government Auditing Standards*, we have also issued our report dated October 31, 2022 on our consideration of Johnson County Community College's internal control over financial reporting and our tests of its compliance with certain provisions of laws, regulations, contracts and grant agreements and other matters. The purpose of that report is to describe the scope of our testing of internal control over financial reporting and compliance and the results of that testing, and not to provide an opinion on the internal control over financial reporting or on compliance. That report is an integral part of an audit performed in accordance with *Government Auditing Standards* in considering Johnson County Community College's internal control over financial reporting and compliance.

RubinBrown LLP

October 31, 2022

Johnson County Community College

Management's Discussion and Analysis Years Ended June 30, 2022 and 2021

Introduction

This section of Johnson County Community College's (the College) annual financial report presents management's discussion and analysis (MD&A) of the College's financial activity for the fiscal years ended June 30, 2022 and 2021. It should be read in conjunction with the financial statements and footnote disclosures that follow. A comparative analysis to financial activity for the fiscal years ended June 30, 2021 and 2020 is also presented.

The College prepared the financial statements in accordance with Governmental Accounting Standards Board (GASB) Statement No. 35, *Basic Financial Statements – and Management's Discussion and Analysis – for Public Colleges and Universities*. GASB Statement No. 35 establishes standards for external financial reporting for public colleges and universities and requires that the financial statements be presented to focus on the College as a whole.

As defined by generally accepted accounting principles established by GASB, the financial reporting entity consists of the College, as well as its discretely presented component unit, the Johnson County Community College Foundation, and its fiduciary fund, the Johnson County Community College Retiree Benefit Trust.

Using This Annual Report

The financial statements focus on the College as a whole and are designed to emulate corporate presentation models whereby all College activities are consolidated into one total. The financial statements consist of four primary parts: (1) the statements of net position, (2) statements of revenues, expenses, and changes in net position, (3) statements of cash flow and (4) notes to the financial statements. The financial statements are prepared on the accrual basis of accounting and economic resources measurement focus. Under the accrual basis of accounting, expenses are recorded when incurred, and all revenues are recognized when earned in accordance with generally accepted accounting principles.

The Statement of Net Position is presented in the format where assets plus deferred outflows of resources equal liabilities plus deferred inflows of resources plus net position. Assets and liabilities are presented in order of liquidity and are classified as current (convertible into cash or payable within one year) and non-current. This statement combines and consolidates current financial resources (short-term spendable resources) with long-term capital assets and deferred inflows and outflows of resources. The focus of this statement is to show the overall liquidity and health of the College as of the end of the fiscal year. The change in net position indicates whether the financial condition has improved or worsened during the year.

The Statement of Revenues, Expenses, and Changes in Net Position focuses on both the gross and net costs of College activities, which are supported substantially by property taxes, state and federal grants and contracts, student tuition and fees, and auxiliary enterprises revenues. This approach is intended to summarize and simplify the user's analysis of the financial results of the various College services to students and the public.

The Statements of Cash Flows disclose net cash provided by or used for operating, non-capital financing, capital and related financing, and investing activities. This statement provides information about the cash receipts and cash payments during the fiscal year and shows that the College's cash flows are sufficient to pay current liabilities.

The Notes to the Financial Statements are an integral part of the basic statements and describe the College's significant accounting policies. The reader is encouraged to review the notes in conjunction with management's discussion and analysis of the financial statements.

Johnson County Community College

Management's Discussion and Analysis Years Ended June 30, 2022 and 2021

Financial Highlights

Statements of Net Position

The major components of the College's assets, deferred outflows, liabilities, deferred inflows and net position as of June 30, 2022, 2021 and 2020 are as follows (in millions of dollars):

	2022	2021	2020	Change 2022-21	Change 2021-20
ASSETS					
Current assets	\$ 120.3	\$ 120.6	\$ 135.0	\$ (0.3)	\$ (14.4)
Capital assets, net	228.4	214.3	214.4	14.1	(0.1)
Other noncurrent assets	77.4	77.3	40.0	0.1	37.3
Total Assets	<u>\$ 426.1</u>	<u>\$ 412.2</u>	<u>\$ 389.4</u>	<u>\$ 13.9</u>	<u>\$ 22.8</u>
DEFERRED OUTFLOWS OF RESOURCES					
	<u>\$ 0.9</u>	<u>\$ 1.2</u>	<u>\$ 1.4</u>	<u>\$ (0.3)</u>	<u>\$ (0.2)</u>
LIABILITIES					
Current liabilities	\$ 22.8	\$ 15.9	\$ 16.9	\$ 6.9	\$ (1.0)
Noncurrent liabilities	62.8	73.6	78.7	(10.8)	(5.1)
Total Liabilities	<u>\$ 85.6</u>	<u>\$ 89.5</u>	<u>\$ 95.6</u>	<u>\$ (3.9)</u>	<u>\$ (6.1)</u>
DEFERRED INFLOWS OF RESOURCES					
	<u>\$ 2.4</u>	<u>\$ 1.7</u>	<u>\$ 1.2</u>	<u>\$ 0.7</u>	<u>\$ 0.5</u>
NET POSITION					
Net investment in capital assets	\$ 167.4	\$ 157.7	\$ 157.0	\$ 9.7	\$ 0.7
Restricted	21.1	14.8	13.8	6.3	1.0
Unrestricted	150.5	149.7	123.2	0.8	26.5
Total Net Position	<u>\$ 339.0</u>	<u>\$ 322.2</u>	<u>\$ 294.0</u>	<u>\$ 16.8</u>	<u>\$ 28.2</u>

Fiscal Year 2022 Compared to Fiscal Year 2021

Assets

Total current assets decreased slightly from \$120.6 million as of June 30, 2021 to \$120.3 million as of June 30, 2022. The net decrease was due to decreases in cash and accounts receivable, offset by purchases of current investments.

Capital assets, net of accumulated depreciation and amortization, increased by \$14.1 million during the fiscal year ending June 30, 2022 due to various capital improvement projects, including renovation of science laboratory and classroom spaces on campus.

Other noncurrent assets increased slightly to \$77.4 million as of June 30, 2022 from \$77.3 million as of June 30, 2021. The increase was primarily related to increases in restricted cash and investments.

Total deferred outflows of resources decreased by \$0.3 million in the current year.

Johnson County Community College

Management's Discussion and Analysis Years Ended June 30, 2022 and 2021

The College records deferred contributions to the Kansas Public Employees Retirement System (KPERs) pension plan associated with certain KPERs retirees employed by the College. The College makes contributions directly to KPERs for the KPERs retirees filling these positions. The balances for these deferred charges decreased by \$0.1 million in the current year and will be recognized as pension expense in future years.

Deferred outflows related to OPEB were \$0.8 million and \$1.0 million as of June 30, 2022 and 2021, respectively. The balances for these deferred charges will be recognized as benefits expense in future years.

Liabilities

Total current liabilities increased to \$22.8 million as of June 30, 2022 from \$15.9 million as of June 30, 2021 due to timing of accounts payable.

Noncurrent liabilities decreased by \$10.8 million in fiscal year 2022. This was primarily related to a decrease in compensated absences due to the planned June 30, 2023 end date for the benefit that provides payments based on accrued sick leave and years of service upon retirement. The remaining decrease in noncurrent liabilities is the result of scheduled maturities of long-term obligations.

Net Position

Total net position increased by \$16.8 million in fiscal year 2022, primarily due to non-operating revenues from county property taxes and federal grants and contracts, specifically the pandemic related Higher Education Emergency Relief Funds (HEERF). Net Position includes three primary categories: Net Investment in Capital Assets, Restricted, and Unrestricted. The first category, Net Investment in Capital Assets, provides the College's equity in capital assets – the property, plant and equipment owned by the College. The next category is Restricted, which is available for expenditure by the College but must be spent for purposes as specified by donors and/or external entities that have placed purpose restrictions on the use of the assets. The final category, Unrestricted, is not subject to externally imposed stipulations and is available for use by the College for any legal purpose.

Fiscal Year 2021 Compared to Fiscal Year 2020

Assets

Total current assets decreased to \$120.6 million as of June 30, 2021 from \$135.0 million as of June 30, 2020, primarily due to purchases of noncurrent investments.

Capital assets, net of accumulated depreciation and amortization, decreased by \$0.1 million during the fiscal year ending June 30, 2021.

Other noncurrent assets increased to \$77.3 million as of June 30, 2021 from \$40.0 million as of June 30, 2020. This increase is the net result of purchases of noncurrent investments and the expenditure of proceeds from the Series 2017 Certificates of Participation. The net proceeds from the issuance, plus bond premium, were deposited into a Project Fund which is classified in restricted cash and cash equivalents and in restricted investments on the Statements of Net Position. The Certificates were issued to finance various capital projects on the campus.

Total deferred outflows of resources increased by \$0.2 million in the fiscal year ending June 30, 2021.

The College records deferred contributions to the Kansas Public Employees Retirement System (KPERs) pension plan associated with certain KPERs retirees employed by the College. The College makes contributions directly to KPERs for the KPERs retirees filling these positions. The balances for these deferred charges decreased by \$0.1 million in fiscal 2021 and will be recognized as pension expense in future years.

Johnson County Community College

Management's Discussion and Analysis Years Ended June 30, 2022 and 2021

Deferred outflows related to OPEB were \$1.0 million and \$1.1 million as of June 30, 2021 and 2020, respectively. The balances for these deferred charges will be recognized as benefits expense in future years.

Liabilities

Total current liabilities decreased to \$15.9 million as of June 30, 2021 from \$16.9 million as of June 30, 2020 due to timing of accounts payable.

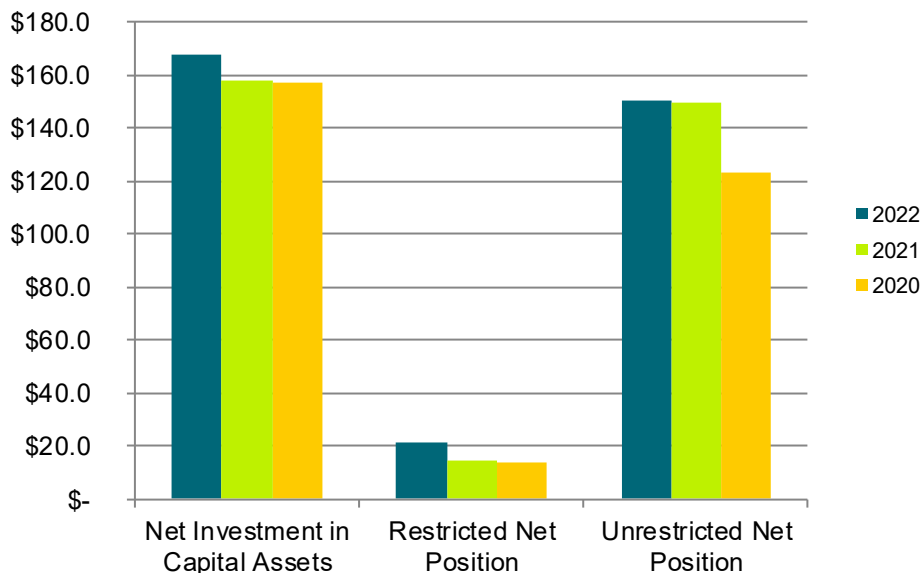
Noncurrent liabilities decreased by \$5.1 million in fiscal year 2021 compared to fiscal year 2020, which was primarily the result of scheduled maturities of long-term obligations.

Net Position

Total net position increased by \$28.2 million in 2021, primarily due to non-operating revenues from county property taxes and federal grants and contracts, specifically the pandemic related Higher Education Emergency Relief Funds (HEERF). Net Position includes three primary categories: Net Investment in Capital Assets, Restricted, and Unrestricted. The first category, Net Investment in Capital Assets, provides the College's equity in capital assets – the property, plant and equipment owned by the College. The next category is Restricted, which is available for expenditure by the College but must be spent for purposes as specified by donors and/or external entities that have placed purpose restrictions on the use of the assets. The final category, Unrestricted, is not subject to externally imposed stipulations and is available for use by the College for any legal purpose.

Comparison of Net Position

The following table presents the comparisons of net investment in capital assets, restricted net position and unrestricted net position for the College for fiscal years 2022, 2021 and 2020 (in millions of dollars):



Johnson County Community College

Management's Discussion and Analysis Years Ended June 30, 2022 and 2021

Statements of Revenues, Expenses and Changes in Net Position

The following table presents the statements of revenues, expenses and changes in net position for the College for fiscal years 2022, 2021 and 2020 (in millions of dollars):

	2022	2021	2020	Change 2022-21	Change 2021-20
Operating Revenues					
Student tuition and fees, net	\$ 29.2	\$ 30.4	\$ 31.9	\$ (1.2)	\$ (1.5)
Gifts, grants and contracts	3.4	0.9	1.6	2.5	(0.7)
Auxiliary enterprises	6.3	5.4	7.7	0.9	(2.3)
Other operating revenues	5.5	3.2	4.4	2.3	(1.2)
Total Operating Revenues	\$ 44.4	\$ 39.9	\$ 45.6	\$ 4.5	\$ (5.7)
Less Operating Expenses	210.3	196.0	196.8	14.3	(0.8)
Operating Income (Loss)	\$(165.9)	\$(156.1)	\$(151.2)	\$ (9.8)	\$ (4.9)
Non-Operating Revenues (Expenses)					
County property taxes	\$ 119.9	\$ 115.5	\$ 108.7	\$ 4.4	\$ 6.8
State appropriations	36.8	36.6	37.2	0.2	(0.6)
Federal grants and contracts	28.9	33.3	15.8	(4.4)	17.5
Investment & other income (loss)	(1.7)	0.1	2.4	(1.8)	(2.3)
Interest on capital asset debt	(1.7)	(1.9)	(2.2)	0.2	0.3
Total Nonoperating revenues, net	\$ 182.2	\$ 183.6	\$ 161.9	\$ (1.4)	\$ 21.7
Capital gifts	\$ 0.5	\$ 0.7	\$ 2.8	\$ (0.2)	\$ (2.1)
Change in Net Position	\$ 16.8	\$ 28.2	\$ 13.5	\$ (11.4)	\$ 14.7
Net Position, Beginning of Year	\$ 322.2	\$ 294.0	\$ 280.5	\$ 28.2	\$ 13.5
Net Position, End of Year	\$ 339.0	\$ 322.2	\$ 294.0	\$ 16.8	\$ 28.2

Revenues

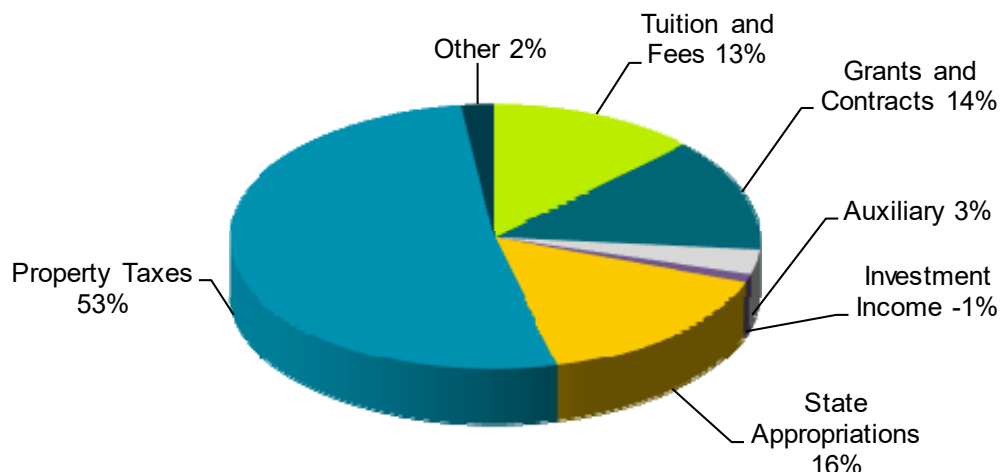
Fiscal Year 2022 Compared to Fiscal Year 2021

The College's operating and non-operating revenues were \$226.6 million for fiscal 2022, an increase of \$3.1 million from fiscal 2021. Three primary revenue sources accounted for 82% of total revenues in fiscal 2022. County property taxes were \$119.9 million, or 53%, of total revenues. State appropriations were \$36.8 million, or 16%, of total revenues, and student tuition and fees were \$29.2 million and accounted for 13% of total revenues.

Johnson County Community College

Management's Discussion and Analysis Years Ended June 30, 2022 and 2021

Operating and Non-Operating Revenues June 30, 2022



Operating revenues from student tuition and fees decreased by \$1.2 million in fiscal 2022 due to a decline in student credit hour enrollment. Tuition and fee rates did not change in fiscal 2022 compared to fiscal 2021.

Auxiliary enterprise revenues increased by \$0.9 million in fiscal 2022 as the campus resumed in person operations, specifically in the bookstore and dining services.

Non-operating revenues were \$182.2 million in fiscal 2022, a decrease of \$1.4 million from fiscal 2021. Revenue from county property taxes grew by \$4.4 million due to increases in assessed valuation in Johnson County for the 2021 tax year. The College's tax levy rate decreased slightly to 9.110 mills per thousand in 2022 from 9.191 mills per thousand in 2021.

Revenue from the state of Kansas was \$36.8 million in fiscal 2022 compared to \$36.6 million in fiscal 2021, an increase of approximately \$0.2 million. Contributions made by the state of Kansas on behalf of the College to KPERS were \$12.1 million in fiscal 2022 compared to \$12.6 million in fiscal 2021, a decrease of \$0.5 million. The College records offsetting revenue and expense for the payments made by the State to KPERS on its behalf. State funding for the College's credit hour operating grant and Excel in Career and Technical Education (CTE) initiatives increased to \$24.7 million in 2022 from \$24.0 million in 2021 due to increases in state appropriations.

Federal grants and contracts revenues were \$28.9 million in fiscal 2022, a decrease of \$4.4 million from the prior year. The decrease was primarily related to revenue received through the Higher Education Emergency Relief Fund (HEERF), found in Section 18004 of the Coronavirus Aid, Relief, and Economic Security (CARES) Act, which provided funding to institutions of higher education in response to the COVID-19 global pandemic. HEERF revenues were \$15.9 million in fiscal 2022 and \$19.3 million in fiscal 2021.

Non-operating revenues are presented net of non-operating expenses (interest on capital asset debt), which decreased slightly to \$1.7 million in 2022 from \$1.9 million in 2021.

Capital gifts from the Johnson County Community College Foundation for improvements to campus facilities were \$0.5 million in fiscal 2022 compared to \$0.7 million in fiscal 2021.

Johnson County Community College

Management's Discussion and Analysis Years Ended June 30, 2022 and 2021

Fiscal Year 2021 Compared to Fiscal Year 2020

The College's operating and non-operating revenues were \$223.5 million for fiscal 2021, an increase of \$16.0 million from fiscal 2020. The College's three primary revenue sources accounted for 83% of total revenues in fiscal 2021. County property taxes were \$115.5 million, or 52%, of fiscal 2021 total revenues. State appropriations were \$36.6 million, or 16%, of total revenues, and federal grants and contracts were \$33.3 million and accounted for 15% of total revenues.

Operating revenues from student tuition and fees decreased by \$1.5 million in fiscal 2021 due to a decline in student credit hour enrollment due to the COVID-19 global pandemic. Tuition and fee rates did not change in fiscal 2021 compared to fiscal 2020.

Non-operating revenues increased by \$21.7 million to \$183.6 million in fiscal 2021. Revenue from county property taxes increased by \$6.8 million due to increases in assessed valuation in Johnson County for the 2020 tax year. The College's tax levy rate increased slightly to 9.191 mills per thousand in 2021 from 9.121 mills per thousand in 2020.

Revenue from the state of Kansas was \$36.6 million in fiscal 2021 compared to \$37.2 million in fiscal 2020, a decrease of approximately \$0.6 million. Contributions made by the state of Kansas on behalf of the College to KPERS were \$12.6 million in fiscal 2021 compared to \$12.9 million in fiscal 2020, a decrease of \$0.3 million. The College records offsetting revenue and expense for the payments made by the State to KPERS on its behalf. The College's credit hour state operating grant revenue increased to \$22.1 million in 2021 from \$22.0 million in 2020 due to increases in state budget appropriations.

Federal grants and contracts revenue were \$33.3 million in fiscal 2021, an increase of \$17.5 million over prior year. This increase was primarily related to \$19.3 million received through the Higher Education Emergency Relief Fund (HEERF), found in Section 18004 of the Coronavirus Aid, Relief, and Economic Security (CARES) Act, which provided funding to institutions of higher education in response to the COVID-19 global pandemic.

Non-operating revenues are presented net of non-operating expenses (interest on capital asset debt), which decreased slightly to \$1.9 million in 2021 from \$2.2 million in 2020.

Capital gifts from the Johnson County Community College Foundation for improvements to campus facilities were \$0.7 million in fiscal 2021 compared to \$2.8 million in fiscal 2020.

Johnson County Community College

Management's Discussion and Analysis Years Ended June 30, 2022 and 2021

Expenses

The following table presents the College's operating expenses by function for fiscal years 2022, 2021 and 2020 (in millions of dollars):

	2022	2021	2020	Change 2022-21	Change 2021-20
Operating Expenses					
Instruction	\$ 73.1	\$ 69.3	\$ 67.4	\$ 3.8	\$ 1.9
Community services	1.0	0.8	1.1	0.2	(0.3)
Academic support	29.4	27.2	25.9	2.2	1.3
Student services	17.9	17.4	16.9	0.5	0.5
Institutional support	43.0	38.5	39.8	4.5	(1.3)
Student financial aid	6.6	7.6	8.9	(1.0)	(1.3)
Plant and maintenance	12.3	10.2	12.9	2.1	(2.7)
Auxiliary	11.2	10.4	11.6	0.8	(1.2)
Depreciation and amortization	15.8	14.6	12.3	1.2	2.3
Total Operating Expenses	\$ 210.3	\$ 196.0	\$ 196.8	\$ 14.3	\$ (0.8)

Fiscal Year 2022 Compared to Fiscal Year 2021

Total operating expenses for fiscal 2022 were \$210.3 million, an increase of \$14.3 million compared to fiscal 2021.

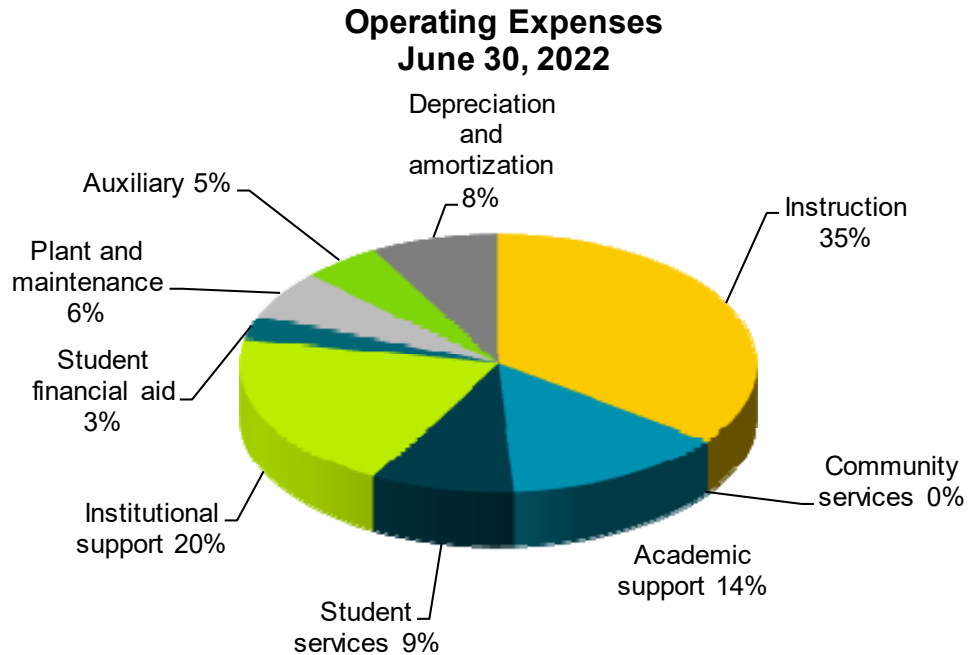
The increase in instruction costs is primarily related to increases in salaries and benefits for faculty members.

Plant and maintenance expenses were higher in fiscal 2022 as utilities and maintenance costs increased as the campus in-person operations. Similarly, auxiliary expenses increased consistent with increases in auxiliary revenues, specifically in the bookstore and dining services.

The increase in depreciation expense is consistent with the increase in cost of depreciable capital assets in fiscal 2022 compared to fiscal 2021.

Johnson County Community College

**Management's Discussion and Analysis
Years Ended June 30, 2022 and 2021**



Fiscal Year 2021 Compared to Fiscal Year 2020

Total operating expenses for fiscal 2021 were \$196.0 million, a decrease of 1%, or approximately \$0.8 million compared to fiscal 2020.

The decrease in plant and maintenance costs in fiscal 2021 was due to the impact of COVID-19 on campus operations.

Similarly, the decrease in auxiliary expenses was due to the impact of COVID-19 on functions including the bookstore and dining services.

The increase in depreciation expense was consistent with the increase in cost of depreciable capital assets in fiscal 2021 as compared to fiscal 2020.

Johnson County Community College

Management's Discussion and Analysis Years Ended June 30, 2022 and 2021

Statement of Capital Assets and Long-Term Debt

The College's Capital Assets and Long-Term Debt as of June 30, 2022, 2021 and 2020 were as follows (in millions of dollars):

	2022	2021	2020	Change 2022-21	Change 2021-20
Capital Assets					
Land	\$ 1.0	\$ 1.0	\$ 1.0	\$ -	\$ -
Construction in progress	23.9	2.1	6.4	21.8	(4.3)
Works of art	3.8	3.8	3.8	-	-
Land improvements	53.9	53.0	52.4	0.9	0.6
Buildings and improvements	303.2	298.8	285.7	4.4	13.1
Equipment	30.9	30.3	29.2	0.6	1.1
Leased buildings and improvements	1.5	1.5	-	-	1.5
Leased equipment	0.3	0.3	-	-	0.3
Total Capital Assets	418.5	390.8	378.5	27.7	12.3
Less accumulated depreciation	189.6	176.3	164.1	13.3	12.2
Less accumulated amortization	0.5	0.2	-	0.3	0.2
Net Capital Assets	\$ 228.4	\$ 214.5	\$ 214.4	\$ 14.4	\$ 0.1
Long-Term Debt					
Revenue bonds	\$ 10.0	\$ 11.5	\$ 12.8	\$ (1.5)	\$ (1.3)
Certificates of participation	48.6	50.7	52.8	(2.1)	(2.1)
General obligation capital outlay bonds	-	-	1.9	-	(1.9)
Total Long-Term Debt	\$ 58.6	\$ 62.2	\$ 67.5	\$ (3.6)	\$ (5.3)

Fiscal Year 2022 Compared to Fiscal Year 2021

As of June 30, 2022, the College had \$418.3 million invested in capital assets and \$189.9 million in accumulated depreciation and amortization, for total net capital assets of \$228.4 million. The increase in construction in progress during fiscal 2022 was primarily the result of renovation of science laboratory and classroom spaces on campus. In total, net capital assets increased by \$14.4 million in fiscal 2022.

Detailed information about the College's capital assets is presented in Note 3 to the financial statements.

The College's long-term debt decreased by \$3.6 million in fiscal 2022 due to scheduled maturities. No new debt was issued during fiscal 2022.

As of June 30, 2022, the College's outstanding Series 2017 Certificates of Participation were rated Aa2 by Moody's Investors Services with a 'stable' outlook. The College's outstanding revenue bonds were rated AA+ by Standard and Poor's Global Ratings with a 'stable' outlook.

Detailed information about the College's long-term debt obligations is presented in Note 4 to the financial statements.

Johnson County Community College

Management's Discussion and Analysis Years Ended June 30, 2022 and 2021

Fiscal Year 2021 Compared to Fiscal Year 2020

As of June 30, 2021, the College had \$390.6 million invested in capital assets and \$176.3 million in accumulated depreciation, for total net capital assets of \$214.3 million. The increase in buildings and improvements in fiscal 2021 resulted from various capital improvement projects, as well as completion of projects previously included in construction in progress that were transferred to this depreciable asset category. In total, net capital assets decreased by \$0.1 million in fiscal 2021.

The College's long-term debt decreased by \$5.3 million in fiscal 2021 due to scheduled maturities. No new debt was issued during fiscal 2021.

Current Issues

The College's Board of Trustees passed a \$183.4 million general fund operating budget for fiscal year 2023. The budget plans for modest draws from general fund reserves for completion of certain capital projects, including the multi-year renovation of science laboratory and classroom spaces on the campus, fully funded with College reserves.

The Board of Trustees voted to decrease the College's tax levy rate by one-half mill for fiscal 2023, from 9.110 mills per thousand to 8.610 mills per thousand. However, property tax revenue is expected to increase year over year due to continued growth in assessed valuation in Johnson County, Kansas.

The College's fiscal 2023 budget increased student tuition rates per credit hour for the first time in three years. The per credit hour increases are \$3 for Johnson County resident students, \$4 for out of district Kansas resident students, and \$5 for out of state and international students.

Management is not aware of any other currently known facts, decisions, or conditions that would have a significant impact on the College's financial position (net position) or results of operations (revenues, expenses, and other changes in net position).

Economic Factors That Will Affect the Future

Revenues from county property taxes represent 53% of the College's operating and non-operating revenues. The College administration continues to monitor residential and commercial property values and economic activity in Johnson County, Kansas to estimate the future funding impact on the College.

The unemployment rate of Johnson County, Kansas generally impacts the College's student credit hour enrollment. The College administration continues to monitor the local economy and employment trends to estimate the future funding impact on the College.

The College administration continues to monitor the State of Kansas budget and legislative actions to estimate the future funding impact on the College's budget.

Contacting Financial Management

This financial report is designed to provide a general overview of Johnson County Community College's finances for all those with an interest and to demonstrate the College's accountability for the resources it receives. Questions concerning any of the information provided in this report or requests for additional financial information should be addressed to the Financial Services Department, Johnson County Community College, 12345 College Boulevard, Overland Park, Kansas 66210, (913) 469-8500.

Johnson County Community College

Statements of Net Position

June 30, 2022 and 2021 (As Restated)

	2022	2021 (As Restated)
ASSETS		
Current Assets		
Cash and cash equivalents	\$ 12,508,774	\$ 19,124,809
Investments	100,220,768	88,511,814
Accounts receivable, net of uncollectible accounts 2022 \$2,588,068; 2021 \$2,968,391	6,229,096	11,466,668
Inventories	1,069,356	1,208,350
Other assets	241,851	337,683
Total Current Assets	120,269,845	120,649,324
Noncurrent Assets		
Investments	53,674,447	66,392,860
Restricted cash and cash equivalents	2,772,717	832,347
Restricted investments	20,991,576	10,000,000
Capital assets not being depreciated	28,696,409	6,911,946
Capital assets being depreciated, net	198,419,855	205,806,125
Right to use leased assets, net	1,246,969	1,586,283
Total Noncurrent Assets	305,801,973	291,529,561
Total Assets	426,071,818	412,178,885
Deferred Outflows of Resources	947,144	1,168,996
LIABILITIES		
Current Liabilities		
Accounts payable	6,259,956	2,134,932
Accrued salaries	4,203,192	4,204,244
Current portion of lease liability	312,441	361,221
Accrued compensated absences	4,862,483	2,068,322
Other accrued liabilities	651,403	577,209
Unearned student tuition and fee revenue	2,705,231	2,954,565
Deposits held in custody for others	361,196	329,920
Current portion of revenue bonds payable	1,410,000	1,270,000
Current portion of certificates of participation	2,070,000	1,970,000
Total Current Liabilities	22,835,902	15,870,413
Noncurrent Liabilities		
Accrued compensated absences	2,682,511	8,237,526
Net pension liability	275,278	318,080
Lease liability	934,528	1,225,062
Revenue bonds payable	8,631,946	10,183,749
Certificates of participation	46,486,955	48,731,752
OPEB liability	3,766,048	4,886,566
Total Noncurrent Liabilities	62,777,266	73,582,735
Total Liabilities	85,613,168	89,453,148
Deferred Inflows of Resources	2,450,382	1,691,918
NET POSITION		
Net investment in capital assets	167,393,457	157,696,790
Restricted, expendable for:		
Capital projects	15,922,076	10,043,672
Loan funds and other	5,149,353	4,783,680
Unrestricted	150,490,526	149,678,673
Total Net Position	\$ 338,955,412	\$ 322,202,815

See Notes to Financial Statements.

Johnson County Community College

Johnson County Community College Foundation - Component Unit

**Statements of Financial Position
June 30, 2022 and 2021**

ASSETS	2022	2021
Cash and cash equivalents	\$ 1,384,082	\$ 2,335,132
Promises to give, net	273,531	1,028,214
Other receivable	2,500	13,505
Accrued interest receivable	76,106	66,280
Investments	33,150,499	38,076,721
Inventory	8,131	4,305
Campus artwork	6,078,002	5,857,676
Prepaid expenses	18,182	-
Other assets	73,955	89,256
Cash surrender value of life insurance	11,158	10,751
Intangible assets	26,737	30,556
Total Assets	41,102,883	47,512,396
LIABILITIES		
Accounts payable	74,018	907,358
Total Liabilities	74,018	907,358
NET ASSETS		
Without donor restrictions	5,943,749	6,798,239
With donor restrictions	35,085,116	39,806,799
Total Net Assets	41,028,865	46,605,038
Total Liabilities and Net Assets	\$ 41,102,883	\$ 47,512,396

See Notes to Financial Statements.

Johnson County Community College

**Statements of Revenues, Expenses and Changes in Net Position
Years Ended June 30, 2022 and**

	<u>2022</u>	<u>2021 (As Restated)</u>
REVENUES		
Operating Revenues		
Student tuition and fees, net of scholarship allowances and uncollectible accounts 2022 \$5,716,217; 2021 \$4,668,508	\$ 29,224,830	\$ 30,410,857
State grants and contracts	2,059,759	388,507
Private gifts, grants and contracts	1,292,535	452,038
Local grants and contracts	33,199	51,245
Auxiliary enterprises	6,290,481	5,357,617
Other operating revenue	5,522,964	3,269,272
Total Operating Revenues	<u>44,423,768</u>	<u>39,929,536</u>
EXPENSES		
Operating Expenses		
Salaries	93,113,311	90,709,989
Benefits	42,796,676	42,671,974
Contractual services	9,966,786	8,128,249
Supplies and other operating expenses	18,521,768	17,028,293
Auxiliary enterprises	4,363,476	4,173,799
Utilities	3,054,303	2,814,895
Repairs and maintenance to plant	2,549,303	1,475,166
Scholarships and financial aid	20,088,489	14,274,307
Depreciation and amortization	15,848,782	14,758,730
Total Operating Expenses	<u>210,302,894</u>	<u>196,035,402</u>
Operating Loss	<u>(165,879,126)</u>	<u>(156,105,866)</u>
NON-OPERATING REVENUES (EXPENSES)		
County property taxes	119,864,060	115,456,137
State appropriations	36,812,938	36,601,366
Federal grants and contracts	28,863,889	33,319,131
Investment income (loss)	(1,681,384)	63,572
Interest on capital asset debt	(1,733,045)	(1,862,885)
Total Nonoperating Revenues, Net	<u>182,126,458</u>	<u>183,577,321</u>
Income Before Capital Appropriations and Gifts	<u>16,247,332</u>	<u>27,471,455</u>
CAPITAL APPROPRIATIONS AND GIFTS		
Capital gifts	505,265	750,000
Total Capital Appropriations and Gifts	<u>505,265</u>	<u>750,000</u>
Increase in Net Position	16,752,597	28,221,455
Net Position at Beginning of Year	<u>322,202,815</u>	<u>293,981,360</u>
Net Position at End of Year	<u>\$ 338,955,412</u>	<u>\$ 322,202,815</u>

See Notes to Financial Statements.

Johnson County Community College

Johnson County Community College Foundation - Component Unit

Statement of Activities

Year Ended June 30, 2022

	2022		
	Without Donor Restrictions	With Donor Restrictions	Total
SUPPORT AND REVENUE			
Contributions of cash and other financial assets	\$ -	\$ 2,236,401	\$ 2,236,401
Contributed services	726,678	-	726,678
Gifts in kind and donated facilities	28,950	69,055	98,005
Dividend and interest income	235,289	688,669	923,958
Net realized and unrealized gains (losses) on investments	(1,075,105)	(4,073,719)	(5,148,824)
Net assets released from restrictions	3,642,089	(3,642,089)	-
Total Support and Revenue	3,557,901	(4,721,683)	(1,163,782)
EXPENSES			
Program expenses			
Scholarship programs	1,418,229	-	1,418,229
Foundation programming	93,489	-	93,489
Performing arts programs	437,141	-	437,141
Visual arts programs	200,217	-	200,217
Capital projects	766,693	-	766,693
Educational program support	391,882	-	391,882
Project support	1,643	-	1,643
Total Program Expenses	3,309,294	-	3,309,294
Supporting Services			
Fundraising	626,502	-	626,502
Management and general	476,595	-	476,595
Total Supporting Services	1,103,097	-	1,103,097
Total Expenses	4,412,391	-	4,412,391
Change in Net Assets	(854,490)	(4,721,683)	(5,576,173)
Net Assets - Beginning of Year	6,798,239	39,806,799	46,605,038
Net Assets - End of Year	\$ 5,943,749	\$ 35,085,116	\$ 41,028,865

See Notes to Financial Statements.

Johnson County Community College

Johnson County Community College Foundation - Component Unit

Statement of Activities

Year Ended June 30, 2021

	2021		
	Without Donor Restrictions	With Donor Restrictions	Total
SUPPORT AND REVENUE			
Contributions of cash and other financial assets	\$ 59,677	\$ 3,166,987	\$ 3,226,664
Contributed services	726,758	-	726,758
Gifts in kind and donated facilities	60,450	9,703	70,153
Dividend and interest income	171,984	541,711	713,695
Net realized and unrealized gains on investments	1,145,440	6,106,740	7,252,180
Net assets released from restrictions	3,419,590	(3,419,590)	-
Total Support and Revenue	5,583,899	6,405,551	11,989,450
EXPENSES			
Program expenses			
Scholarship programs	1,746,612	-	1,746,612
Foundation programming	-	-	-
Performing arts programs	274,722	-	274,722
Visual arts programs	14,798	-	14,798
Capital projects	750,000	-	750,000
Educational program support	181,570	-	181,570
Project support	10,487	-	10,487
Total Program Expenses	2,978,189	-	2,978,189
Supporting Services			
Fundraising	591,312	-	591,312
Management and general	417,896	-	417,896
Total Supporting Services	1,009,208	-	1,009,208
Total Expenses	3,987,397	-	3,987,397
Change in Net Assets	1,596,502	6,405,551	8,002,053
Net Assets - Beginning of Year	5,201,737	33,401,248	38,602,985
Net Assets - End of Year	\$ 6,798,239	\$ 39,806,799	\$ 46,605,038

See Notes to Financial Statements.

Johnson County Community College

Statements of Cash Flows

Years Ended June 30, 2022 and 2021 (As Restated)

	2022	2021 (As Restated)
CASH FLOWS (USED IN) OPERATING ACTIVITIES		
Student tuition and fees	\$ 28,843,868	\$ 31,070,322
Payments to suppliers	(29,105,411)	(27,059,572)
Payments to employees	(93,114,364)	(90,493,452)
Payments for scholarships and financial aid	(20,088,489)	(14,274,307)
Payments for employee benefits	(44,241,589)	(43,327,562)
Payments for utilities	(3,052,442)	(2,811,077)
Auxiliary enterprises	2,199,159	1,114,854
Grants and contracts	3,521,054	797,076
Other receipts, net	4,428,148	2,849,985
Net Cash (Used in) Operating Activities	(150,610,066)	(142,133,733)
CASH FLOWS FROM NON-CAPITAL FINANCING ACTIVITIES		
County property taxes	118,991,643	115,035,709
State appropriations	36,812,938	36,601,366
Grants and contracts	34,567,721	27,579,330
Funds held for (returned to) others	31,276	74,412
Net Cash From Non-Capital Financing Activities	190,403,578	179,290,817
CASH FLOWS (USED IN) CAPITAL AND RELATED FINANCING ACTIVITIES		
Purchases of capital assets	(27,415,543)	(13,124,181)
Proceeds from the sale of capital assets	18,338	132,866
Proceeds from capital gifts	505,265	750,000
Interest paid on leases	(11,969)	-
Payments made for leases	(327,345)	(190,000)
Principal paid on bonds payable	(1,270,000)	(3,170,000)
Principal paid on certificates of participation	(1,970,000)	(1,875,000)
Interest paid on bonds payable	(187,786)	(252,653)
Interest paid on certificates of participation	(1,890,266)	(1,986,397)
Net Cash (Used in) Capital and Related Financing Activities	(32,549,306)	(19,715,365)
CASH FLOWS (USED IN) INVESTING ACTIVITIES		
Purchase of investments	(153,794,861)	(279,177,401)
Proceeds from sale of investments	141,581,171	173,267,634
Interest on investments	293,819	55,631
Net Cash (Used in) Investing Activities	(11,919,871)	(105,854,136)
Decrease in Cash and Cash Equivalents	(4,675,665)	(88,412,417)
Cash and Cash Equivalents - Beginning of Year	19,957,156	108,369,573
Cash and Cash Equivalents - Ending of Year	\$ 15,281,491	\$ 19,957,156

(Continued)

Johnson County Community College

Statements of Cash Flows (Continued)
Years Ended June 30, 2022 and 2021

	2022	2021
RECONCILIATION OF OPERATING (LOSS) TO NET CASH (USED IN) OPERATING ACTIVITIES		
Operating (loss)	\$ (165,879,126)	\$ (156,105,866)
Adjustments to reconcile operating (loss) to net cash (used in) operating activities:		
Depreciation and amortization expense	15,848,782	14,758,730
Changes in assets and liabilities:		
Accounts receivable, net	662,527	768,000
Other assets	95,832	(124,433)
Inventories	138,994	165,951
Accounts payable	1,614,568	(1,664,600)
Accrued salaries	(1,052)	216,537
Accrued compensated absences	(2,760,854)	(388,414)
Other accrued liabilities	102,601	(32,690)
Net pension liability	(42,802)	(385,478)
Unearned student tuition and fee revenue	(249,334)	377,246
OPEB liability	(1,120,518)	(466,191)
Deferred outflows of resources	221,852	261,017
Deferred inflows of resources	758,464	486,458
Net Cash (Used in) Operating Activities	<u>\$ (150,610,066)</u>	<u>\$ (142,133,733)</u>
 Schedule of Noncash Capital and Related Items,		
Accounts payable and other liabilities related to capital asset acquisitions	\$ 3,624,074	\$ 1,113,617
Additions of right to use assets and lease liabilities	\$ 26,893	\$ 1,776,283

See Notes to Financial Statements.

Johnson County Community College
 Retiree Benefit Trust
 Statements of Fiduciary Net Position
 June 30, 2022 and 2021

	<u>2022</u>	<u>2021</u>
ASSETS		
Cash restricted for employee health benefits	<u>\$ 1,753,556</u>	<u>\$ 1,548,787</u>
Total Assets	<u>1,753,556</u>	<u>1,548,787</u>
NET POSITION		
Held in trust for employee health benefits	<u><u>\$ 1,753,556</u></u>	<u><u>\$ 1,548,787</u></u>

See Notes to Financial Statements.

Johnson County Community College
 Retiree Benefit Trust
 Statements of Changes in Fiduciary Net Position
 June 30, 2022 and 2021

	<u>2022</u>	<u>2021</u>
ADDITIONS		
Contributions		
Employer	<u>\$ 576,862</u>	<u>\$ 508,096</u>
Total contributions	<u>576,862</u>	<u>508,096</u>
DEDUCTIONS:		
Benefit payments	<u>372,093</u>	<u>343,581</u>
Total deductions	<u>372,093</u>	<u>343,581</u>
Change in net position	204,769	164,515
Net Position, Beginning of Year	1,548,787	1,384,272
Net Position, End of Year	<u><u>\$ 1,753,556</u></u>	<u><u>\$ 1,548,787</u></u>

See Notes to Financial Statements.

Johnson County Community College

Notes to Financial Statements

Note 1. Organization and Summary of Significant Accounting Policies

The Johnson County Community College (the College) taxing district includes all of Johnson County, Kansas, which is located immediately west of Kansas City, Missouri, and immediately south of Kansas City, Kansas. The College was organized and established in 1967 under the provisions of then Section 72-6901 et seq. of Kansas Statutes Annotated (now K.S.A. 71-201 et seq.). The College is governed by a Board of Trustees of seven members, all being elected at large. The College is a public two-year community college offering a comprehensive curriculum with liberal arts and sciences, as well as vocational and technical programs for credit and noncredit students from Johnson County and surrounding communities.

The accounting policies of the College conform to accounting principles generally accepted in the United States of America as applicable to public colleges and universities. The following is a summary of the more significant policies.

Reporting entity:

As defined by accounting principles generally accepted in the United States of America established by GASB, the financial reporting entity consists of the College, as well as its discretely presented component unit, the Johnson County Community College Foundation (the Foundation) and its fiduciary fund, the Johnson County Community College Retiree Benefit Trust.

Discretely presented component unit:

The Foundation is considered to be a related organization to the College. The Foundation is a legally separate, tax-exempt organization that acts primarily as a fundraising organization to supplement the resources that are available to the College in support of its programs. Two members of the College's Board of Trustees and the President of the College serve on the 35-member Board of Directors of the Foundation. The other five members of the College's Board of Trustees serve as members of the Foundation. In addition, the directors of the Foundation approve the election of the additional Foundation members, not to exceed 250 members. Although the College does not control the timing or amount of receipts from the Foundation, the majority of resources, or income thereon that the Foundation holds and invests, are restricted to the activities of the College by the donors. Because these restricted resources held by the Foundation can only be used by, or for the benefit of, the College, the College has determined it would be misleading to exclude the Foundation which is considered a component unit of the College and is discretely presented in the College's financial statements. During the years ended June 30, 2022 and 2021, the College received direct contributions from the Foundation of \$3,307,651 and \$2,967,702, respectively. Contributions are included in the statement of revenues, expenses and changes in net position in the private gifts, grants and contracts line, in the other operating revenue line in the operating revenues section, and in the capital gifts line in the capital appropriations and gifts section.

The Foundation is reported in separate financial statements because of the difference in its reporting model, as further described below:

The Foundation is a private not-for-profit organization that reports its financial results under FASB standards. Most significant to the Foundation's operations and reporting model are FASB Accounting Standards Update (ASU) 2016-14, *Presentation of Financial Statements of Not-for-Profit Entities*, FASB Codification ASC 958, *Not-for-Profit Entities*, and FASB Codification ASC 958-605, *Revenue Recognition -Contributions Received*. As such, certain revenue recognition criteria and presentation features are different from GASB revenue recognition criteria and presentation features. No modifications have been made to the Foundation's financial information in the College's financial reporting entity for these differences; however, significant note disclosures (see Note 11) to the Foundation's financial statements have been incorporated into the College's notes to the financial statements.

Johnson County Community College

Notes to Financial Statements

Note 1. Organization and Summary of Significant Accounting Policies (Continued)

Financial statements for the Foundation can be obtained by calling the Foundation at 913-469-3835.

Measurement focus, basis of accounting and financial statement presentation:

The College's basic financial statements are reported using the economic resources measurement focus and the accrual basis of accounting. Revenues are recorded when earned and expenses are recorded when a liability is incurred, regardless of the timing of related cash flows.

The College maintains an encumbrance system for tracking outstanding purchase orders and other commitments for material or services not received during the year. Encumbrances at June 30, 2022 and 2021 were \$19,811,551 and \$11,501,601, respectively, which represent the estimated amount of expenses ultimately to result if unperformed contracts in process at fiscal year-end are completed. Encumbrances outstanding at June 30, 2022 and 2021 do not constitute expenses or liabilities and are not reflected in these basic financial statements.

The financial statements of the College are prepared in accordance with generally accepted accounting principles (GAAP) as applied to governmental units. The Government Accounting Standards Board (GASB) is the standard-setting body for governmental accounting and financial reporting. The GASB periodically updates its codification of the existing Governmental Accounting and Financial Reporting Standards, which, along with subsequent GASB pronouncements (Statements and Interpretations), constitutes GAAP for governmental units.

Property taxes:

The County Treasurer is the tax collection agent for all taxing entities within the county. Valuations are established and taxes are assessed on a calendar year basis. Taxes are levied and become a lien on the property on November 1st in the year of assessment and are revenue for the fiscal year ending on the following June 30.

Taxes levied on November 1 become due and payable, generally on the following December 20 and May 10, followed by major distributions to the taxing units on January 20 and June 5. Smaller distributions are made to taxing units in March, September and October each year. Substantially all tax revenues applicable to the preceding calendar year are received by the College by each June 30. Property taxes are recognized as revenue in the period for which the taxes are levied. The College received approximately 53% of its financial support (exclusive of investment activity) from property taxes during the years ended June 30, 2022 and 2021, respectively.

The tax rates for the fiscal years ended June 30, 2022 and 2021, expressed in mills per \$1,000 of assessed valuation, are reflected in the following table:

	2022	2021
Fund		
General	8.575	8.652
Capital outlay	0.501	0.505
Special assessment	0.034	0.034
Total Mill Levy	<u>9.110</u>	<u>9.191</u>

Johnson County Community College

Notes to Financial Statements

Note 1. Organization and Summary of Significant Accounting Policies (Continued)

Federal grants and state appropriations:

Funds from federal grants are recognized as revenue when eligibility requirements are met. Funds from state appropriations consist primarily of state grants and payments made by the state to the Kansas Public Employees Retirement System (KPERs) on behalf of the College. For state grants, the funds are recognized when eligibility requirements are met. The College recognizes the contributions made to KPERs by the state on behalf of the College as revenues and expenses in the Statements of Revenue, Expenses and Changes in Net Position (See Notes 5 and 6).

Student tuition and fees, net of scholarship allowances:

Student tuition and fee revenue is earned over the length of the course. Unearned revenue represents student tuition and fees received before year-end which relate to subsequent periods. Student tuition and fees revenues are reported net of certain scholarship allowances in the Statements of Revenues, Expenses and Changes in Net Position.

Scholarship allowances and student aid:

Certain federal financial aid grants to students are reported as federal grants and contracts in non-operating revenue in the financial statements as prescribed by the National Association of College and University Business Officers (NACUBO). Since certain of these grants, including Pell and Supplement Educational Opportunity Grants (SEOG), are for the payment of students' tuition and fees, a like amount is reported as scholarship allowance or if the grant exceeds tuition, excess aid is distributed to students as student aid expense which is reported as an operating expense in the financial statements. Federal Work-Study grant expenses are reported as operating expenses as students work for compensation. Certain other student aid sources (loans, funds provided to students as awarded by third parties and Federal Direct Lending) are paid directly to the students or credited to the students' account and do not impact revenues or expenses reported in the financial statements.

Operating and nonoperating activities:

Operating activities, as reported in the statement of revenues, expenses and changes in net position, have the characteristics of exchange transactions, such as payments received for providing services and payments made for services or goods received. Operating revenues include student tuition and fees, net of scholarship discounts and allowances; sales and services of auxiliary enterprises, net of cost of goods sold; and certain federal, state and local grants and contracts. Nonoperating activities have the characteristics of non-exchange transactions, including certain Federal grants such as Pell grants and SEOG grants, state appropriations, property taxes and investment earnings.

Cash and cash equivalents:

Cash and cash equivalents include deposits held at banks and all highly liquid instruments purchased with an original maturity of three months or less, plus small amounts of cash maintained for change funds.

Johnson County Community College

Notes to Financial Statements

Note 1. Organization and Summary of Significant Accounting Policies (Continued)

Investments:

It is the College's policy to invest in obligations of the U.S. Treasury, repurchase agreements, bank certificates of deposit, the Kansas Municipal Investment Pool and other instruments authorized by Kansas statutes. Investments in bank certificates of deposit are carried at cost and investments in the Kansas Municipal Investment Pool are carried at net asset value, which approximates fair value. There are no restrictions on the redemption of the funds as the strategy of the funds is to provide liquidity with an investment return. Investments other than bank certificates of deposit, repurchase agreements, and the Kansas Municipal Investment Pool are reported at fair value. Fair value is determined using quoted market prices or other observable inputs. The College's investments are limited to an original maturity of two years or less.

Accounts receivable:

Accounts receivable consists primarily of property taxes receivable and enrollment receivables. Accounts receivable are carried at the unpaid balance of the original amount billed to students. Both property tax and enrollment receivables are net of an allowance for doubtful accounts. Management determines the allowance for doubtful accounts by calculating a specific percent reserve on accounts based on historical experience. Property tax and enrollment receivable are written off when deemed uncollectible. Recoveries of property tax and enrollment previously written off are recorded as revenue when received.

Inventories:

Inventories consist primarily of items held for resale by the bookstore and supply inventories which are stated at the lower of cost (determined on a first-in, first-out basis) or market. The costs are recorded as expenses as the inventories are consumed.

Capital assets:

Capital assets include property, plant, equipment, land improvements such as roads and sidewalks, and works of art. Capital assets are defined by the College as assets with an initial unit cost of \$5,000 or more with an estimated useful life of two years or more. Such assets are recorded at historical cost or estimated historical cost if purchased or constructed. Donated capital assets are recorded at estimated acquisition value at the date of donation. The costs of normal maintenance and repairs that do not add to the value of the assets or materially extend assets' lives are not capitalized. Major outlays for capital assets and improvements are capitalized as projects are constructed.

The College has elected not to capitalize its collection of library books. This collection adheres to the College's policy to (a) maintain them for public exhibition, education or research; (b) protect, keep unencumbered, care for, and preserve them; and (c) require proceeds from their sale to be used to acquire other collection items.

Works of art are stated at cost, or if donated, at acquisition value at the date of the donation. The College does not depreciate artwork, as management believes the value of such has not diminished.

Johnson County Community College

Notes to Financial Statements

Note 1. Organization and Summary of Significant Accounting Policies (Continued)

Capital assets of the College are depreciated using the straight-line method over the following useful lives (see Note 3 for further detail).

	<u>Years</u>
Buildings	40
Building improvements	15
Land improvements	10
Furniture	10
Equipment	5
Technology	4

Leasing arrangements:

The implementation of GASB Statement No. 87, *Leases* required the College to restate the financial statements for the fiscal year ending June 30, 2021. The requirements of this GASB Statement require retroactive application. Therefore, for the year ended June 30, 2021, the College recorded the addition of right to use intangible assets and lease liabilities in the amount of \$1,776,283 for leases entered into during the year ended June 30, 2021. The College also recognized \$190,000 of lease liability payments and \$190,000 of corresponding amortization of the right-to-use assets. These additions, payments and amortization are shown in the restated capital asset (note 3) and restated long-term liabilities (note 4) footnotes and in the restated statement of cash flows for the year ended June 30, 2021. At June 30, 2021, the College reported net right-to-use intangible assets and lease liabilities of \$1,586,283 in the restated statement of net position. There was no restatement to overall net position reported at June 30, 2021 due to the adoption of GASB 87.

For arrangements where the College is a lessee, a lease liability and a right to use (RTU) intangible asset are recognized at the commencement of the lease term. RTU assets represent the College's right to use an underlying asset for the lease term and lease liabilities represent the College's obligation to make lease payments arising from the lease. RTU assets and lease liabilities are recognized at the lease commencement date based on the estimated present value of lease payments over the lease term.

The College uses the average interest rate from the most recent bond issuance to calculate the present value of lease payments when the rate implicit in the lease is not known. The College includes lease extension and termination options in the lease term if, after considering relevant economic factors, it is reasonably certain the College will exercise the option. The College has elected to combine lease and nonlease components for all lease contracts and has not recognized RTU assets and lease liabilities for leases with terms for 12 months or less.

The College had no arrangements wherein it was the lessor during fiscal year 2022 or 2021.

Deferred inflows and outflows of resources:

In addition to assets, the Statements of Net Position include a separate section for deferred outflows of resources. This separate financial statement element represents a consumption of net position that applies to a future period and will not be recognized as an expense until the future period. The College's deferred outflows include deferred charges on advanced refunding which represents the difference in the carrying value of the refunded debt and its reacquisition price. This amount is deferred and amortized over the shorter of the life of the refunded or refunding debt. At June 30, 2021, \$13,203 was reported as deferred charges on advanced refunding. At June 30, 2022, no deferred charges on advance refunding remained.

Johnson County Community College

Notes to Financial Statements

Note 1. Organization and Summary of Significant Accounting Policies (Continued)

The College reports deferred outflows of resources related to pensions as described in Note 5. The College reports deferred outflows of resources related to postemployment benefits as described in Note 6.

In addition to liabilities, the Statements of Net Position include a separate section for deferred inflows of resources. This separate financial element represents an acquisition of net position that applies to future periods and so will not be recognized as an inflow of resources until then. The College's deferred inflows of resources include deferred inflows of resources related to pensions and OPEB as described in Notes 5 and 6, respectively.

Compensated absences:

The College records a liability for employees' vacation leave earned but not taken. Employees are allowed to carry over a limited number of vacation days from year to year. At June 30, 2022 and 2021, the College had recorded a vacation liability of \$4,514,023 and \$4,649,712, respectively.

Sick leave benefits expected to be realized as paid time off are recognized as expense when the time off occurs, and no liability is accrued for such benefits that employees have earned but not yet realized as these benefits do not vest.

On July 1, 2019, the College implemented a new benefit for employees meeting certain criteria and who are eligible to retire under the Kansas Public Employees Retirement System. Payments are based on accrued sick leave and years of service. At June 30, 2022 and 2021, the College had recorded a retirement benefit liability of \$3,030,971 and \$5,656,136, respectively. This benefit will end on June 30, 2023.

Net position:

Net position is presented in three major categories. The first is net investment in capital assets, which represents the College's investment in its capital assets, net of debt used to acquire or construct the capital assets. The second is restricted, and the third is unrestricted.

Restricted net position represents funds that are subject to externally imposed stipulations in terms of the purpose and time for which the funds can be spent. Restricted net position is further categorized between expendable and nonexpendable.

Restricted expendable net position is available to be spent by the College after externally imposed stipulations have been fulfilled or after the passage of time. Restricted nonexpendable net position is endowments for which only the earnings can be spent. The College had no restricted nonexpendable net position at June 30, 2022 and 2021.

Unrestricted net position is available to the College for any lawful purpose that is not subject to externally imposed stipulations. The College first applies restricted sources when an expense or outlay is incurred for purposes for which both restricted and unrestricted sources are available.

Use of estimates:

The preparation of financial statements in conformity with accounting principles generally accepted in the United States of America requires management to make estimates and assumptions that affect the reported amounts of assets and liabilities and disclosure of contingent assets and liabilities at the date of the financial statements, and the reported amounts of revenues, expenses and other changes in net position during the reporting period. Actual results could differ from those estimates.

Johnson County Community College

Notes to Financial Statements

Note 2. Deposits, Investments and Risk

Deposits:

Deposits, depending on the source of receipts, are pooled, except when legal requirements dictate the use of separate accounts. The carrying amount of the College's deposits at June 30, 2022 and 2021 are reflected in the following table at cost. Actual bank statement balances for total deposits at June 30, 2022 and 2021 were \$16,677,342 and \$20,373,552, respectively. The difference between carrying amounts and bank balances primarily represents checks which had not cleared the bank and deposits in transit. The deposit balances and cash float from outstanding checks are deposited in interest-bearing accounts.

	2022	2021
Deposits with financial institutions:		
Cash and cash equivalents	\$ 15,190,512	\$ 19,953,917
Certificates of Deposit:		
Commerce Bank	29,000,000	104,774,000
Total deposits with financial institutions	44,190,512	124,727,917
Amounts that are not deposits but are classified as cash and cash equivalents:		
Kansas Municipal Investment Pool	90,979	3,239
Less deposits classified as investments:		
Certificates of Deposit	(29,000,000)	(104,774,000)
Total cash and cash equivalents	\$ 15,281,491	\$ 19,957,156

Custodial credit risk:

Custodial credit risk is the risk that, in the event of a bank failure, an entity's deposits may not be returned to it. The College's deposit policy for custodial credit risk exceeds the provisions of state law by requiring depository banks to pledge qualified securities with a market value equal to 105% of deposits in excess of FDIC coverage.

The College had no bank balances exposed to custodial credit risk at June 30, 2022 and 2021. State law requires collateralization of all deposits with federal depository insurance; bonds and other obligations of the U.S. Treasury, U.S. agencies or instrumentalities of the state of Kansas; bonds of any city, county, school district or special road district of the state of Kansas; bonds of any state; or a surety bond having an aggregate value at least equal to the amount of the deposits.

The custodial credit risk for investments is the risk that in the event of the failure of the counterparty to the transaction the College will not be able to recover the value of its investments or collateral securities that are in the possession of another party. Of the investments subject to custodial credit risk, all are sufficiently collateralized. The College had no investments exposed to custodial credit risk at June 30, 2022 and 2021.

Johnson County Community College

Notes to Financial Statements

Note 2. Deposits, Investments and Risk (Continued)

Investments:

Funds available for investment are pooled to maximize return and minimize administrative cost, except for funds authorized by the College administration to be separately invested or which are separately invested to meet legal requirements. It is the practice of the College that investments ordinarily be held to maturity at which time the par value of the investments will be realized. Current investments are securities with a remaining maturity of one year or less.

Kansas statute K.S.A. 12-1675 authorizes the College to invest in temporary notes, time deposits, open accounts, certificates of deposit, repurchase agreements, United States Treasury bills or notes, United States agency securities, and the Kansas Municipal Investment Pool (MIP).

The State of Kansas Pooled Money Investment Board operates the MIP, which is invested in accordance with state statutes. The MIP is available for investment of funds administered by any Kansas municipality. All funds deposited in the MIP are classified as investments even though some could be withdrawn on a day's notice.

Interest rate risk:

Interest rate risk is the risk that changes in market interest rates will adversely affect the fair value of an investment. Generally, the longer the maturity of an investment the greater the sensitivity of its fair value to changes in market interest rates. At June 30, 2022 and 2021, all investments classified as noncurrent on the College's Statement of Net Position had a maturity of between one and two years from the respective fiscal year end.

At June 30, 2022 and 2021, the College had investments in the Kansas Municipal Investment Pool – Overnight Pool, which mature in less than one year, of \$90,979 and \$3,239, respectively.

A summary of deposits and investments at June 30, 2022 and 2021 is as follows:

	2022	2021
Deposits:		
Cash and cash equivalents	\$ 15,190,512	\$ 19,953,917
Investments:		
Certificates of Deposit	29,000,000	104,774,000
Repurchase Agreements	-	16,000,000
Kansas Municipal Investment Pool	90,979	3,239
U.S. Treasury Bills	4,939,150	-
U.S. Treasury Notes	131,870,430	30,168,273
Federal Farm Credit Bank	6,879,635	11,721,610
Tennessee Valley Authority	2,197,576	2,240,791
Total Deposits and Investments	\$ 190,168,282	\$ 184,861,830

Johnson County Community College

Notes to Financial Statements

Note 2. Deposits, Investments and Risk (Continued)

Credit risk:

Generally, credit risk is the risk that an issuer of an investment will not fulfill its obligation to the holder of the investment. This is measured by the assignment of a rating by a nationally recognized statistical rating organization. The Kansas Municipal Investment Pool is not rated. The Federal Farm Credit Bank and Tennessee Valley Authority investments were rated Aaa by Moody's at June 30, 2022 and 2021.

Concentration of credit risk:

At June 30, 2022 and 2021, there were no investments that exceed 5% of total investments that were not explicitly guaranteed by the United States Government other than the certificates of deposit. At June 30, 2021, repurchase agreements and the investments with Federal Farm Credit Bank also exceeded 5% of total investments.

Fair Value Measurements:

The College categorizes its fair value measurements within the fair value hierarchy established by generally accepted accounting principles. The hierarchy is based on the valuation inputs used to measure the fair value of the asset. Level 1 inputs are quoted prices in active markets for identical assets; Level 2 inputs are significant other observable inputs; Level 3 inputs are significant unobservable inputs. In accordance with GASB Statement No. 72, *Fair Value Measurement and Application*, the investments in the Kansas Municipal Investment Pool, certificates of deposit, and repurchase agreements are not required to be included in the fair value hierarchy. Level 2 investments noted below are valued at the closing price reported for similar assets on active markets.

Fair values of investments at June 30, 2022 are as follows:

	June 30, 2022			
	Level 1	Level 2	Level 3	Total
Investments:				
U.S. Treasury Bills	\$ -	\$ 4,939,150	\$ -	\$ 4,939,150
U.S. Treasury Notes	-	131,870,430	-	131,870,430
Federal Farm Credit Bank	-	6,879,635	-	6,879,635
Tennessee Valley Authority	-	2,197,576	-	2,197,576
Total	\$ -	\$ 145,886,791	\$ -	\$ 145,886,791

Fair values of investments at June 30, 2021 are as follows:

	June 30, 2021			
	Level 1	Level 2	Level 3	Total
Investments:				
U.S. Treasury Notes	\$ -	\$ 30,168,273	\$ -	\$ 30,168,273
Federal Farm Credit Bank	-	11,721,610	-	11,721,610
Tennessee Valley Authority	-	2,240,791	-	2,240,791
Total	\$ -	\$ 44,130,674	\$ -	\$ 44,130,674

Johnson County Community College

Notes to Financial Statements

Note 3. Capital Assets

The following tables present the changes in the various capital asset categories at June 30, 2022 and 2021:

	June 30, 2021	Additions/ Transfers	Retirements	June 30, 2022 Ending Balance
	Ending Balance (As Restated)			
Capital assets not being depreciated:				
Land	\$ 1,028,265	\$ -	\$ -	\$ 1,028,265
Construction in progress	2,093,929	21,781,463	-	23,875,392
Works of art	3,789,752	3,000	-	3,792,752
Total Assets not Being Depreciated	6,911,946	21,784,463	-	28,696,409
Capital assets being depreciated:				
Land improvements	53,039,202	837,956	-	53,877,158
Buildings and improvements	298,819,520	4,467,377	-	303,286,897
Equipment, furniture and technology	30,269,437	2,881,677	(2,283,543)	30,867,571
Total Assets Being Depreciated	382,128,159	8,187,010	(2,283,543)	388,031,626
Less accumulated depreciation:				
Land improvements	28,983,444	2,255,300	-	31,238,744
Buildings and improvements	125,069,796	10,130,192	-	135,199,988
Equipment, furniture and technology	22,268,794	3,164,072	(2,259,827)	23,173,039
Total Accumulated Depreciation	176,322,034	15,549,564	(2,259,827)	189,611,771
Right to use leased assets being amortized:				
Buildings and improvements	1,507,984	26,893	(66,989)	1,467,888
Equipment, furniture and technology	268,299	-	-	268,299
Total Assets Being Amortized	1,776,283	26,893	(66,989)	1,736,187
Less accumulated amortization:				
Buildings and improvements	190,000	229,464	-	419,464
Equipment, furniture and technology	-	69,754	-	69,754
Total Accumulated Amortization	190,000	299,218	-	489,218
Capital Assets, Net	\$ 214,304,354	\$ 14,149,584	\$ (90,705)	\$ 228,363,233

Johnson County Community College

Notes to Financial Statements

Note 3. Capital Assets (Continued)

	June 30, 2020 Ending Balance	Additions/ Transfers	Retirements	June 30, 2021 Ending Balance (As Restated)
Capital assets not being depreciated:				
Land	\$ 1,028,265	\$ -	\$ -	\$ 1,028,265
Construction in progress	6,408,481	2,003,035	(6,317,587)	2,093,929
Works of art	3,786,752	3,000	-	3,789,752
Total Assets not Being Depreciated	11,223,498	2,006,035	(6,317,587)	6,911,946
Capital assets being depreciated:				
Land improvements	52,366,965	672,237	-	\$ 53,039,202
Buildings and improvements	285,746,805	13,072,715	-	298,819,520
Equipment, furniture and technology	29,151,600	3,517,599	(2,399,762)	30,269,437
Total Assets Being Depreciated	367,265,370	17,262,551	(2,399,762)	382,128,159
Less accumulated depreciation:				
Land improvements	26,790,960	2,192,484	-	\$ 28,983,444
Buildings and improvements	115,415,344	9,654,452	-	125,069,796
Equipment, furniture and technology	21,872,405	2,775,088	(2,378,699)	22,268,794
Total Accumulated Depreciation	164,078,709	14,622,024	(2,378,699)	176,322,034
Right to use leased assets being amortized:				
Buildings and improvements	-	1,507,984	-	1,507,984
Equipment, furniture and technology	-	268,299	-	268,299
Total assets being amortized	-	1,776,283	-	1,776,283
Less accumulated amortization:				
Buildings and improvements	-	190,000	-	190,000
Equipment, furniture and technology	-	-	-	-
Total Accumulated amortization	-	190,000	-	190,000
Capital Assets, Net	\$ 214,410,159	\$ 6,232,845	\$ (6,338,650)	\$ 214,304,354

Leases

The College has entered into lease agreements for space usage and equipment. The lease contracts expire at various dates through fiscal year ending June 30, 2027. The right to use assets are intangible assets and are recorded in capital assets as buildings and equipment as noted above. During the years ending June 30, 2022 and June 30, 2021, the College paid \$375,670 and \$397,278 in lease payments, respectively.

Johnson County Community College

Notes to Financial Statements

Note 4. Long-Term Obligations

The following represents future minimum lease payments required under the lease arrangements as of June 30, 2022:

Fiscal Year:	Principal	Interest	Total
2023	\$ 312,441	\$ 23,477	\$ 335,919
2024	278,806	34,629	313,435
2025	266,004	45,183	311,187
2026	201,115	43,572	244,688
2027	188,602	50,040	238,642
Total	\$ 1,246,969	\$ 196,902	\$ 1,443,870

Long-term obligations consist of the following categories at June 30, 2022 and 2021:

	July 1, 2021 Beginning Balance (As Restated)		Additions	Reductions	June 30, 2022 Ending Balance	Amounts Due Within One Year
Long-Term Obligations						
Revenue Bonds:						
Series 2012	\$ 1,495,000	\$ -	\$ (310,000)	\$ 1,185,000	\$ 190,000	
Series 2015	750,000	-	(750,000)	-	-	
Series 2019	8,360,000	-	(210,000)	8,150,000	1,220,000	
Premium on Series 2012 Bonds	94,803	-	(13,544)	81,259	-	
Premium on Series 2015 Bonds	14,499	-	(14,499)	-	-	
Premium on Series 2019 Bonds	739,447	-	(113,760)	625,687	-	
Total Revenue Bonds	11,453,749	-	(1,411,803)	10,041,946	1,410,000	
Certificates of Participation:						
Series 2017 COP	47,905,000	-	(1,970,000)	45,935,000	2,070,000	
Premium on Series 2017 COP	2,796,752	-	(174,797)	2,621,955	-	
Total Certificates of Participation	50,701,752	-	(2,144,797)	48,556,955	2,070,000	
Other Long-term Liabilities:						
Lease Liability	1,586,283	26,894	(366,208)	1,246,969	312,441	
Compensated Absences	10,305,848	1,311,996	(4,072,850)	7,544,994	4,862,483	
Net Pension Liability	318,080	-	(42,802)	275,278	-	
Net OPEB Obligation	4,886,566	342,757	(1,463,275)	3,766,048	-	
Total Other Long-Term Liabilities	17,096,777	1,681,647	(5,945,135)	12,833,289	5,174,924	
Total Long-Term Obligations	\$ 79,252,278	\$ 1,681,647	\$ (9,501,735)	\$ 71,432,190	\$ 8,654,924	

Johnson County Community College

Notes to Financial Statements

Note 4. Long-Term Obligations (Continued)

	July 1, 2020 Beginning Balance	Additions (As Restated)	Reductions (As Restated)	July 1, 2021 Ending Balance (As Restated)	Amounts Due Within One Year
Long-Term Obligations					
Revenue Bonds:					
Series 2012	\$ 1,795,000	\$ -	\$ (300,000)	\$ 1,495,000	\$ 310,000
Series 2015	1,485,000	-	(735,000)	750,000	750,000
Series 2019	8,565,000	-	(205,000)	8,360,000	210,000
Premium on Series 2012 Bonds	108,347	-	(13,544)	94,803	-
Premium on Series 2015 Bonds	28,998	-	(14,499)	14,499	-
Premium on Series 2019 Bonds	853,207	-	(113,760)	739,447	-
Total Revenue Bonds	12,835,552	-	(1,381,803)	11,453,749	1,270,000
Certificates of Participation:					
Series 2017 COP	49,780,000	-	(1,875,000)	47,905,000	1,970,000
Premium on Series 2017 COP	2,971,549	-	(174,797)	2,796,752	-
Total Certificates of Participation	52,751,549	-	(2,049,797)	50,701,752	1,970,000
Other Long-Term Liabilities:					
Lease Liability	-	1,776,283	(190,000)	1,586,283	361,221
Compensated Absences	10,694,262	2,101,571	(2,489,985)	10,305,848	2,068,322
Net Pension Liability	703,558	-	(385,478)	318,080	-
Net OPEB Obligation	5,352,757	416,091	(882,282)	4,886,566	-
Total Other Long-term Liabilities	16,750,577	4,293,945	(3,947,745)	17,096,777	2,429,543
Total Long-Term Obligations	\$ 82,337,678	\$ 4,293,945	\$ (7,379,345)	\$ 79,252,278	\$ 5,669,543

Johnson County Community College

Notes to Financial Statements

Note 4. Long-Term Obligations (Continued)

Revenue Bonds:

Revenue bonds payable as of June 30, 2022 and 2021, consist of the following:

	2022	2021
Student Commons and Parking System Refunding Revenue Bonds, Series 2012, \$5,135,000, interest is paid semiannually on May 15 and November 15 at interest rates of 2%	\$ 1,185,000	\$ 1,495,000
Premium on Series 2012 Revenue Bonds	81,259	94,803
Student Commons and Parking System Refunding Revenue Bonds, Series 2015, \$4,250,000, interest is paid semiannually on May 15 and November 15 at interest rates of 2%	-	750,000
Premium on Series 2015 Revenue Bonds	-	14,499
Student Commons and Parking System Refunding Revenue Bonds, Series 2019, \$8,565,000, interest is paid semiannually on May 15 and November 15 at interest rates of 2% to 4%	8,150,000	8,360,000
Premium on Series 2019 Revenue Bonds	625,687	739,447
Total Revenue Bonds Payable	10,041,946	11,453,749
Less current portion of revenue bonds payable	1,410,000	1,270,000
Noncurrent Revenue Bonds Payable	\$ 8,631,946	\$ 10,183,749

Revenue bonds are secured by the net revenues derived from the operation and ownership of the Student Commons and Parking System. Revenue bond rate covenants require the College to operate and maintain the Student Commons and Parking System in a manner which will generate net revenues in an amount not less than 110% of the amount required to meet both principal and interest on all outstanding revenue bonds (see Note 11). The College was in compliance with this covenant at June 30, 2022 and June 30, 2021.

In an event of default, the owners of 25% of the principal amount of the outstanding bonds may provide written notice to the College declaring the principal of all outstanding bonds to be due and payable immediately. Events of default for the revenue bonds include default by the College in payment of principal or interest on the bonds, default in the performance or observance of certain covenants, or if the College becomes insolvent.

Johnson County Community College

Notes to Financial Statements

Note 4. Long-Term Obligations (Continued)

Future annual maturities of revenue bonds payable are as follows:

Fiscal Year:	Principal	Interest	Total Revenue Bonds
2023	\$ 1,410,000	\$ 293,300	\$ 1,703,300
2024	1,465,000	239,650	1,704,650
2025	1,530,000	183,700	1,713,700
2026	1,580,000	125,500	1,705,500
2027	1,640,000	65,050	1,705,050
2028	1,710,000	17,100	1,727,100
Total Revenue Bonds	\$ 9,335,000	\$ 924,300	\$ 10,259,300

Certificates of Participation:

Certificates of participation payable at June 30, 2022 and 2021, consist of the following:

	2022	2021
Facilities Master Plan Projects Certificates of Participation, Series 2017, \$50,000,000 in obligations for facilities (capital cost of \$46,419,916 and \$43,288,446 before accumulated depreciation of \$5,478,966 and \$3,100,190 as of June 30, 2022 and 2021, respectively, 3.00% to 5.00%, aggregate payments of \$68,341,844, including interest of \$18,446,844)	\$ 45,935,000	\$ 47,905,000
Premium on Series 2017 Certificates of Participation	2,621,955	2,796,752
Total Certificates of Participation	48,556,955	50,701,752
Less current portion of certificates of participation	2,070,000	1,970,000
Noncurrent Certificates of Participation	\$ 46,486,955	\$ 48,731,752

The College has recorded the cost of the equipment and facilities as assets and the corresponding obligations as liabilities.

In an event of default, the Trustee may declare all rent payable by the College under the lease to the end of the lease term to be due by providing written notice to the College and may take possession of the related capital assets constructed with such funding. Events of default for the certificates of participation include default by the College in payment of either the principal or interest portion of the rent payments when due, default in the performance or observance of certain covenants, or if the College becomes insolvent.

Johnson County Community College

Notes to Financial Statements

Note 4. Long-Term Obligations (Continued)

The minimum lease commitments for certificates of participation at June 30, 2022 are as follows:

Fiscal Year:	Principal	Interest	Total Certificates of Participation
2023	\$ 2,070,000	\$ 1,614,488	\$ 3,684,488
2024	2,180,000	1,508,238	3,688,238
2025	2,290,000	1,396,488	3,686,488
2026	2,410,000	1,278,988	3,688,988
2027	2,530,000	1,155,488	3,685,488
2028-2032	14,230,000	4,206,613	18,436,613
2033-2037	16,595,000	1,841,363	18,436,363
2038	3,630,000	56,715	3,686,715
Total Certificates of Participation	\$ 45,935,000	\$ 13,058,381	\$ 58,993,381

Arbitrage rebate liability:

The Tax Reform Act of 1986 placed restrictions on the non-purpose investment earnings from the proceeds of qualified tax-exempt bonds issued after August 15, 1986. Specifically, the non-purpose investment earnings on these bonds are limited to the yield on each individual bond issue (based on the initial offering price to the public). Non-purpose investments earnings in excess of the bond yield limitations are subject to rebate to the federal government. The total arbitrage rebate liability was \$0 as of June 30, 2022 and 2021.

Note 5. Defined Benefit Pension Plan

Plan description:

The College participates in the Kansas Public Employees Retirement System (KPERs), a cost-sharing multiple-employer defined benefit pension plan as provided by K.S.A. 74-4901, et seq. KPERs provides benefit provisions to statewide pension groups for State/School employees, Local employees, Police and Firemen, and Judges under one plan. Those employees participating in the pension plan for the College are included in the State/School employee group.

KPERs provides retirement benefits, life insurance, disability income benefits, and death benefits. Benefits are established by statute and may only be changed by the state General Assembly. Member employees with ten or more years of credited service may retire as early as age 55 with an actuarially reduced monthly benefit. Normal retirement is at age 65, age 62 with ten years of credited service, or whenever an employee's combined age and years of credited service equal 85 "points".

Monthly retirement benefits are based on a statutory formula that includes final average salary and years of service. When ending employment, member employees may withdraw their contributions from their individual accounts, including interest. Member employees who withdraw their accumulated contributions lose all rights and privileges of membership. The accumulated contributions and interest are deposited into and disbursed from the membership accumulated reserve fund as established by K.S.A. 74-4922.

Johnson County Community College

Notes to Financial Statements

Note 5. Defined Benefit Pension Plan (Continued)

Member employees choose one of seven payment options for their monthly retirement benefits. At retirement a member employee may receive a lump-sum payment of up to 50% of the actuarial present value of the member employee's lifetime benefit. His or her monthly retirement benefit is then permanently reduced based on the amount of the lump sum. Benefit increases, including ad hoc post-retirement benefit increases, must be passed into law by the Kansas Legislature. Benefit increases are under the authority of the Legislature and the Governor of the State of Kansas. The retirement benefits are disbursed from the retirement benefit payment reserve fund as established by K.S.A. 74-4922.

Funding policy:

K.S.A. 74-4919, as amended, establishes a three-tier benefit structure. Tier 1 members include active members hired before July 1, 2009. Tier 2 members include active members hired between July 1, 2009 and December 31, 2014. Tier 3 members include those first employed in a KPERS covered position after January 1, 2015. The member-employee contribution rate is 6%. Member-employees' contributions are withheld by their employer and paid to KPERS according to the provisions of Section 414(h) of the Internal Revenue Code.

The State of Kansas is required to contribute the statutorily required employer's share. For fiscal year 2022, the State of Kansas contributed 13.33% for the period July 1, 2021 to March 31, 2022 and 13.11% for the period April 1, 2022 to June 30, 2022 of covered payroll. For fiscal year 2021, the State of Kansas contributed 14.23% for the period July 1, 2020 to March 31, 2021 and 13.33% for the period April 1, 2021 to June 30, 2021 of covered payroll.

Although KPERS administers one cost-sharing multiple-employer defined benefit pension plan, separate actuarial valuations are prepared to determine the actuarial determined contribution rate by group. To facilitate the separate actuarial valuations, KPERS maintains separate accounts to identify additions, deductions, and fiduciary net position applicable to each group. The allocation percentages presented for each group in the schedule of employer and non-employer allocations are applied to amounts presented in the schedules of pension amounts by employer and non-employer.

The individual employer allocation percentages for the pension amounts were based on the ratio of the employer and non-employer contributions for the individual employer in relation to the total of all employer and non-employer contributions of the group.

At June 30, 2021, the College's proportion of the net pension liability was 1.746%, which was a decrease of .016% from the proportion measured of 1.762% at June 30, 2020. The proportion recognized by the State of Kansas on behalf of the College was 1.741% (special funding situation). The proportion recognized by the College for KPERS retirees was 0.005%.

Special Funding Situation:

The employer contributions for the College, as defined in K.S.A. 74-4931 (2) and (3), are funded by the State of Kansas on behalf of the College. Therefore, the College is considered to be in a special funding situation as defined by GASB Statement No. 68.

The State of Kansas is treated as a non-employer contributing entity to KPERS and is required to recognize its proportionate share of the net pension liability, deferred outflows of resources, deferred inflows of resources, and expenses for the pension plan attributable to the College. At June 30, 2022 and 2021, the proportionate share of the net pension liability recognized by the State of Kansas that was attributable to the College was \$98,374,027 and \$131,671,144, respectively.

Johnson County Community College

Notes to Financial Statements

Note 5. Defined Benefit Pension Plan (Continued)

The State of Kansas contributed \$11,802,954 and \$12,315,887 directly to KPERS on behalf of the College for the years ended June 30, 2022 and 2021, respectively. The payments made by the State of Kansas on behalf of the College have been recorded as both revenues (in state appropriations) and expenses (in benefits) in the Statements of Revenues, Expenses and Changes in Net Position.

Net Pension Liability:

The College makes contributions directly to KPERS for KPERS retirees filling KPERS covered positions per K.S.A. 74-4937. During the years ended June 30, 2022 and June 30, 2021, the contribution made to KPERS for these employees was \$34,630 and \$31,910, respectively. The College reported a liability for its proportionate share of the net pension liability related to these employees of \$275,278 and \$318,080 at June 30, 2022 and 2021, respectively.

The June 30, 2022 net pension liability was measured as of June 30, 2021, and the total pension liability used to calculate the net pension liability was determined by an actuarial valuation as of December 31, 2020, which was rolled forward to June 30, 2021. The June 30, 2021 net pension liability was measured as of June 30, 2020, and the total pension liability used to calculate the net pension liability was determined by an actuarial valuation as of December 31, 2019, which was rolled forward to June 30, 2020.

The College's proportion of the net pension liability was based on the ratio of the College's actual contribution to KPERS, relative to the total employer and nonemployer contributions of the State/School subgroup within KPERS for the fiscal years ended June 30, 2022 and 2021. The contributions used exclude contributions made for prior service, excess benefits and irregular payments. The College's proportion was 0.005% at June 30, 2022 and 2021, respectively.

The College recognized pension income of \$116,070 and \$97,735 for the years ended June 30, 2022 and 2021, respectively, related to the College's net pension liability.

At June 30, 2022, the College reported deferred outflows of resources and deferred inflows of resources related to pensions from the following sources:

	2022		2021	
	Deferred Outflows of Resources	Deferred Inflows of Resources	Deferred Outflows of Resources	Deferred Inflows of Resources
Difference between expected and actual experience	\$ 4,088	\$ (1,284)	\$ 4,430	\$ (3,496)
Net difference between projected and actual earnings on pension plan investments	-	(67,905)	28,181	-
Change in proportion	56,453	(440,126)	110,184	(637,959)
Change in assumptions	39,625	-	16,243	-
Total	\$ 100,166	\$ (509,315)	\$ 159,038	\$ (641,455)

Johnson County Community College

Notes to Financial Statements

Note 5. Defined Benefit Pension Plan (Continued)

The net \$409,149 of amounts reported as deferred outflows of resources and deferred inflows of resources related to pensions will be recognized in the Statement of Revenues, Expenses and Changes in Net Position as follows:

<u>Fiscal Year:</u>	
2023	(168,723)
2024	(140,872)
2025	(83,542)
2026	(18,629)
2027	<u>2,617</u>
Total	<u>\$ (409,149)</u>

Discount Rate:

The discount rate used to measure the total pension liability was 7.25%. The projection of cash flows used to determine the discount rate assumed that contributions from plan members will be made at the contractually required rate. The State, School and Local employers do not necessarily contribute the full actuarially determined rate. Based on those assumptions, the pension plan's fiduciary net position was projected to be available to make all projected future benefit payments of current plan members. Therefore, the long-term expected rate of return on pension plan investments was applied to all periods of projected benefit payments to determine the total pension liability.

Actuarial Assumptions:

The total pension liability for the June 30, 2021 measurement date was determined by an actuarial valuation as of December 31, 2020 which was rolled forward to June 30, 2021. The total pension liability for the June 30, 2020 measurement date was determined by an actuarial valuation as of December 31, 2019 which was rolled forward to June 30, 2020. These actuarial valuations used the following actuarial assumptions, applied to all periods included in the measurement:

Price inflation	2.75 percent
Wage inflation	3.50 percent
Salary increase	3.50 to 12.00 percent, including price inflation
Investment rate of return	7.25 percent compounded annually, net of investment expense, including price inflation

Mortality rates were based on the RP 2014 Mortality Tables, with age setbacks and age set forwards as well as other adjustments based on different membership groups. Future mortality improvements are anticipated using Scale MP-2016. The actuarial cost method is entry age normal. The amortization method is level percentage of payroll, closed.

The actuarial assumptions used in the December 31, 2020 valuation were based on the results of an actuarial experience study conducted for the period January 1, 2016, through December 31, 2018 and resulted in an increase of the wage inflation from 3.25% to 3.5% and a reduction in the long-term rate of return (net of investment expenses and including price inflation) from 7.5% to 7.25%.

Johnson County Community College

Notes to Financial Statements

Note 5. Defined Benefit Pension Plan (Continued)

The long-term expected rate of return on pension plan investments was determined using a building block method in which best estimate ranges of expected future real rates of return (expected returns, net of pension plan investment expense and inflation) are developed for each major asset class. These ranges are combined to produce the long-term expected rate of return by weighting the expected future real rates of return by the target asset allocation percentage.

Best estimates of arithmetic real rates of return for each major asset class as of the most recent experience study, dated January 7, 2020, as provided by KPERS' investment consultant, are summarized in the following table:

Asset Class	Target Allocation	Long-Term Expected Real Rate of Return
U.S. Equities	23.5%	5.20%
Non-U.S. Equities	23.5%	6.40%
Private Equity	8.0%	9.50%
Private Real Estate	11.0%	4.45%
Yield Driven	8.0%	4.70%
Real Return	11.0%	3.25%
Fixed Income	11.0%	1.55%
Short-term investments	4.0%	0.25%
Total	100%	

Sensitivity to changes in the discount rate:

The following presents the College's proportionate share of the net pension liability calculated using the discount rate of 7.25%, as well as what the College's proportionate share of the net pension liability would be if it were calculated using a discount rate that is 1-percentage-point lower (6.25%) or 1-percentage-point higher (8.25%) than the current rate:

	1% Decrease (6.25%)	Current Discount Rate (7.25%)	1% Increase (8.25%)
College's proportionate share of the net pension liability allocated to the State of Kansas	\$ 144,947,228	\$ 98,374,027	\$ 59,721,823
College's proportionate share of the net pension liability allocated to the College	\$ 404,471	\$ 275,278	\$ 166,652
Total	\$ 145,351,699	\$ 98,649,305	\$ 59,888,475

Johnson County Community College

Notes to Financial Statements

Note 5. Defined Benefit Pension Plan (Continued)

KPERS issues a publicly available financial report that includes financial statements and required supplementary information. That report may be obtained by writing to KPERS (611 S. Kansas Ave., Suite 100, Topeka, Kansas 66603-3803) or by calling (888) 275-5737. The report is also available online at www.kpers.org.

Note 6. Other Postemployment Benefit Plans

The College follows GASB Statement No. 75, *Accounting and Financial Reporting for Postemployment Benefit Plans Other Than Pensions*, for the accounting related to other postemployment benefit plans. The plan does not issue a separate standalone financial report. This Statement establishes the following measurement and recognition disclosures:

Medical and Prescription Drug Plan

Plan description:

The College sponsors a single-employer other postemployment benefit plan (OPEB) that provides medical and prescription drug benefits to qualifying retirees and their dependents. Employees who qualify for pension benefits under the Kansas Public Employee Retirement System (KPERS) and are enrolled in the College's insurance benefits during the benefit plan year prior to retirement and retired prior to June 1, 2013 are eligible for benefits. Under KPERS, a participant must be at least age 55 with at least 10 years of service or meet Rule of 85 (age + service \geq 85) at any age to be eligible. No assets are accumulated in a trust that meets the criteria in paragraph 4 of Statement 75.

Benefits provided:

All benefits are provided through fully insured arrangements. Three medical plan options (PPO, HMO and HSA) are available to qualifying retirees. Benefits are the same as those available to active employees. Coverage is available until the retiree qualifies for Medicare. Spouses may continue coverage upon retiree death or attainment of Medicare eligibility age (i.e. age 65) under COBRA for up to 36 months not to exceed the spouse's own age 65. All benefits renew annually starting June 1.

Funding policy:

Retirees who retired prior to June 1, 2013 and either met the Rule of 85 or were age 59 with 15 years of service upon retirement pay no premiums for medical coverage including dependent coverage for up to 10 years or until the retiree attains age 65. Otherwise, retirees and dependents must pay COBRA rates to maintain medical coverage with the College. For dental and vision benefits, retirees and dependents must pay COBRA rates to maintain coverage with the College.

Employees covered by benefit terms:

At June 30, 2022, the following employees were covered by benefit terms:

Retirees currently receiving benefit payments	34
Retirees' spouses receiving benefit payments	8
Active employees	828
Total	<u>870</u>

Johnson County Community College

Notes to Financial Statements

Note 6. Other Postemployment Benefit Plan (Continued)

Total OPEB liability:

The College's total OPEB liability of \$3,766,048 and \$4,886,566 was measured as of June 30, 2022 and 2021, respectively, and was determined by an actuarial valuation as of July 1, 2021 rolled forward to June 30, 2022 and as of July 1, 2019 rolled forward to June 30, 2021. There are no assets accumulated in a trust that meets the criteria of paragraph 4 of GASB 75.

Actuarial assumptions and other inputs:

The total OPEB liability in the July 1, 2021 actuarial valuation was determined using the following actuarial assumptions and other inputs, applied to all periods included in the measurement, unless otherwise specified:

Inflation	2.5 percent
Salary increases	2.5 percent, average, including inflation
Discount rate	3.9 percent
Healthcare cost trend rates	7.5 percent for 2022-23, 7.0 percent for 2023-24 decreasing 0.25 percent per year to an ultimate rate of 5.0 percent for 2031-32 and later years
Retirees' share of benefit-related costs	63 percent of projected health insurance premiums for retirees
Actuarial cost method	Entry age normal

The discount rate was based on the S&P Municipal Bond 20- year High Grade and the Fidelity GO AA-20 Years indexes.

Mortality rates were based on the Society of Actuaries Teachers Mortality with Scale MP-2021 Full Generational Improvement for the June 30, 2022 valuation and the Society of Actuaries Pub-2010 Public Retirement Plans Headcount-weighted Mortality Tables using Scale MP-2020 Full Generational Improvement for the June 30, 2021 valuation.

Johnson County Community College

Notes to Financial Statements

Note 6. Other Postemployment Benefit Plan (Continued)

Changes in the Total OPEB Liability:

	Total OPEB Liability
Balances at 7/1/2020	<u>\$ 5,352,757</u>
Changes for the year:	
Service cost	275,414
Interest	140,677
Changes of benefit terms	-
Differences between expected and actual experience	(313,451)
Changes in assumptions or other inputs	(133,831)
Benefit payments	<u>(435,000)</u>
Net changes	<u>(466,191)</u>
Balances at 6/30/2021	<u>4,886,566</u>
Changes for the year:	
Service cost	243,084
Interest	99,673
Changes of benefit terms	-
Differences between expected and actual experience	(453,352)
Changes in assumptions or other inputs	(717,923)
Benefit payments	<u>(292,000)</u>
Net changes	<u>(1,120,518)</u>
Balances at 6/30/2022	<u><u>\$ 3,766,048</u></u>

Changes of assumptions and other inputs reflect a change in the discount rate from 2.0% in fiscal year 2021 to 3.9% in 2022.

Sensitivity of the total OPEB liability to changes in the discount rate:

The following presents the total OPEB liability of the College, calculated using the discount rate of 3.9%, as well as what the College's total OPEB liability would be if it were calculated using a discount rate that is 1-percentage point lower (2.9%) or 1-percentage-point higher (4.9%) than the current discount rate:

	1% Decrease (2.9%)	Current Discount Rate (3.9%)	1% Increase (4.9%)
Total OPEB Liability	\$ 4,054,201	\$ 3,766,048	\$ 3,498,305

Johnson County Community College

Notes to Financial Statements

Note 6. Other Postemployment Benefit Plan (Continued)

Sensitivity of the total OPEB liability to changes in the healthcare cost trend rates:

The following presents the total OPEB liability of the College, as well as what the College's total OPEB liability would be if it were calculated using healthcare cost trend rates that are 1-percentage-point lower (6.5% decreasing to 4%) or 1-percentage point higher (8.5% decreasing to 6%) than the current healthcare cost trend rates:

	1% Decrease (6.5% decreasing to 4%)	Healthcare Cost Trend Rates (7.5% decreasing to 5%)	1% Increase (8.5% decreasing to 6%)
Total OPEB Liability	\$ 3,390,770	\$ 3,766,048	\$ 4,201,134

OPEB Expense and Deferred Outflows of Resources and Deferred Inflows of Resources Related to OPEB

For the year ended June 30, 2022 and 2021, the College recognized OPEB expense of \$211,863 and \$415,338, respectively.

At June 30, 2022 and 2021, the College reported deferred outflows of resources and deferred inflows of resources related to OPEB from the following sources:

	2022		2021	
	Deferred Outflows of Resources	Deferred Inflows of Resources	Deferred Outflows of Resources	Deferred Inflows of Resources
Differences between expected and actual experience	\$ 846,978	\$ (742,245)	\$ -	\$ (931,502)
Changes of assumptions or other inputs	\$ -	(1,198,822)	996,755	(118,961)
Total	<u>\$ 846,978</u>	<u>\$ (1,941,067)</u>	<u>\$ 996,755</u>	<u>\$ (1,050,463)</u>

The net \$1,094,089 of amounts reported as deferred outflows of resources and deferred inflows of resources related to OPEB will be recognized in the Statement of Revenues, Expenses and Changes in Net Position as:

2023	\$ (130,894)
2024	(130,894)
2025	(130,894)
2026	(130,894)
2027	(146,009)
Thereafter	(424,504)
Total	<u>\$ (1,094,089)</u>

Johnson County Community College

Notes to Financial Statements

Note 6. Other Postemployment Benefit Plan (Continued)

KPERS long-term disability and life insurance benefit plans

Plan description:

The College participates in a multiple-employer defined benefit OPEB plan which is administered by KPERS. This plan provides long-term disability benefits and a life insurance benefit for disabled members of KPERS, as provided by K.S.A. 74-04927. This plan is administered through a trust held by KPERS that is funded to pay annual benefit payments. However, because the trust's assets are used to pay employee benefits other than OPEB, the trust does not meet the criteria in paragraph 4 of GASB Statement No. 75, *Accounting and Financial Reporting for Postemployment Benefits Other Than Pensions*. Accordingly, this plan is considered to be administered on a pay-as-you-go basis.

Contributions:

Employer contributions are established and may be amended by state statute. Members are not required to contribute. There were no employer contributions paid for benefits during the fiscal years ended June 30, 2022 and 2021.

Special Funding Situation:

The employer contributions for the College, as defined by K.S.A. 74-4931 (2) and (3), are made by the State of Kansas on behalf of the College. Therefore, the College is considered to be in a special funding situation. Accordingly, the State of Kansas is required to recognize the total OPEB liability, deferred outflows of resources, deferred inflows of resources and expense for the OPEB plan attributable to the College. The College records revenue and OPEB expense in an amount equal to the expense recognized by the State on behalf of the College.

Benefits provided:

Benefits are established by statute and may be amended by the KPERS Board of Trustees. The KPERS Plan provides long-term disability benefits equal to 60 percent of annual compensation, offset by other benefits. Members receiving long-term disability benefits also receive credit towards their KPERS retirement benefits and have their group life insurance coverage continued under the waiver of premium provision.

The monthly long-term disability benefit is 60 percent of the member's monthly compensation, with a minimum of \$100 and a maximum of \$5,000. The monthly benefit is subject to reduction by deductible sources of income, which include Social Security primary disability or retirement benefits, workers compensation benefits, other disability benefits from any other sources by reason of employment, and earnings from any form of employment. If the disability begins before age 60, benefits are payable while the disability continues until the member's 65th birthday or retirement date, whichever occurs first. If the disability begins after age 60, benefits are payable while the disability continues, for a period of five years or until the member retires, whichever occurs first. Benefit payments for disabilities caused or contributed to by substance abuse or non-biologically based mental illnesses are limited to the shorter of the term of the disability or 24 months per lifetime.

The death benefit paid to beneficiaries of disabled members is 150% of the greater of 1) the member's annual rate of compensation at the time of disability, or 2) the member's previous 12 months of compensation at the time of the last date on payroll. If the member has been disabled for five or more years, the annual compensation or salary rate at the time of death will be indexed using the consumer price index, less one

Johnson County Community College

Notes to Financial Statements

Note 6. Other Postemployment Benefit Plan (Continued)

percentage point, to compute the death benefit. If a member is diagnosed as terminally ill with a life expectancy of 12 months or less, the member may be eligible to receive up to 100% of the death benefit rather than having the benefit paid to the beneficiary. If a member retires or disability benefits end, the member may convert the group life insurance coverage to an individual insurance policy.

Covered employees:

The College has the following employees covered by the Plan as of December 31, 2020 (Measurement Date):

Inactive employees or beneficiaries currently receiving benefit payments	16
Active Employees	<u>1,173</u>
Total	<u><u>1,189</u></u>

Total OPEB Liability

At June 30, 2022 and 2021, the total OPEB liability recognized by the State of Kansas that was attributable to the College was \$3,217,314 and \$2,853,698, respectively.

Actuarial Assumptions:

The total OPEB liability was determined by an actuarial valuation as of December 31, 2020, which was rolled forward to June 30, 2021 (the measurement date) for the year ended June 30, 2022, using the following actuarial assumptions:

Price inflation	2.75 percent
Payroll Growth	3.00 percent
Wage Inflation	3.5 percent, average, including inflation
Discount rate (based on the Bond Buyer General Obligation 20-Bond Municipal Index)	2.21 percent

Mortality rates used for the death benefits were based on historical experience of the KPERS Death and Disability Plan for all participants.

The actuarial assumptions used in the December 31, 2020 valuation were based on the results of an actuarial experience study conducted during 2016-2018.

Revenue and OPEB Expense Recorded by the College

For the years ended June 30, 2022 and 2021, the College recognized revenue and OPEB expense in equal amounts of \$306,989 and \$282,942, respectively.

Johnson County Community College

Notes to Financial Statements

Note 7. Defined Contribution Plan

The College sponsors a defined contribution retirement plan under the provisions of Internal Revenue Code Section 403(b), the Johnson County Community College 403(b) Plan. Full-time regular employees are eligible to participate in the plan. The College currently makes employer contributions to the 403(b) plan of 8% of an employee's base salary for individuals with a benefit eligibility date after June 1, 2014, or 7% of an employee's base salary for individuals with a benefit eligibility date prior to June 1, 2014, unless the employee has irrevocably elected to not receive flex-credit funding for benefits, in which case the College contributes 8%. Employees are immediately vested in the employer contributions.

Employer contributions paid and recorded as benefits expense totaled \$4,700,771 and \$4,619,246 for the years ended June 30, 2022 and 2021, respectively.

Note 8. Risk Management

The College is exposed to various risks of loss related to torts; theft of, damage to and destruction of assets; business interruption; errors and omissions; employee injuries and illnesses; natural disasters; and employee health and accidental benefits. Commercial insurance coverage is purchased for claims arising from such matters. Settled claims have not exceeded this commercial coverage in the years ended June 30, 2022 and 2021.

Note 9. Contingencies

The College is named as a defendant in various legal actions arising in the normal course of operations. The College's management believes the resolution of those actions will not have a material effect on the College's basic financial statements.

Note 10. New Pronouncements

The Governmental Accounting Standards Board (GASB) has issued Statements not yet implemented by the College. The Statements which might impact the College are as follows:

In May 2020, the GASB issued Statement No. 96, *Subscription-Based Information Technology Arrangements*. This Statement provides guidance on the accounting and financial reporting for subscription-based information technology arrangements. These arrangements would be recorded as an intangible asset and a corresponding subscription liability. This Statement is effective for the fiscal year ending June 30, 2023, and the College has not yet evaluated its effect on the financial statements.

In April 2022, the GASB issued Statement No. 99, *Omnibus 2022*. This Statement provides clarification of provisions in Statement No. 96, *Subscription-Based Information Technology Arrangements*, information on disclosures related to nonmonetary transactions, and updates to terminology related to certain provisions of Statement No. 63, *Financial Reporting of Deferred Outflows of Resources, Deferred Inflows of Resources, and Net Position*. This Statement is effective for the fiscal year ending June 30, 2023, and the College has not yet evaluated its effect on the financial statements.

In June 2022, the GASB issued Statement No. 100, *Accounting Changes and Error Corrections*, which was created to enhance accounting and financial reporting requirements for accounting changes and error corrections. The intent was to provide more understandable, reliable, relevant, consistent, and comparable information for making decisions or assessing accountability. This Statement is effective for the fiscal year ending June 30, 2024, and the College has not yet evaluated its effect on the financial statements.

Johnson County Community College

Notes to Financial Statements

Note 10. New Pronouncements (Continued)

In June 2022, the GASB issued Statement No. 101, *Compensated Absences*. This Statement amends certain previously required disclosures, and its objective is to align the recognition and measurement guidance under a unified model. It requires that compensated absences be recognized for 1. leave that has not been used and 2. leave that has been used but not yet paid either by cash or by noncash means. This Statement is effective for the fiscal year ending June 30, 2024, and the College has not yet evaluated its effect on the financial statements.

Note 11. Johnson County Community College Foundation – Accounting Policies and Other Disclosures

Basis of presentation:

The financial statements of the Foundation have been prepared on the accrual basis of accounting in accordance with the provisions of the FASB ASC. The FASB ASC requires the Foundation to distinguish between contributions that increase net assets with donor restrictions and net assets without donor restrictions. It also requires recognition of contributions, including contributed services meeting certain criteria, at fair values. The FASB ASC establishes standards for external financial statements of not-for-profit organizations and requires a statement of financial position, a statement of activities, and a statement of cash flows.

Tax status:

The Foundation is recognized as exempt from federal income taxes under Section 501(c)(3) of the Internal Revenue Code. The Foundation may be subject to federal and state income taxes on any net income from unrelated business activities. The Foundation files a Form 990 (Return of Organization Exempt from Income Tax) annually and unrelated business income (UBI) is reported on Form 990-T, as appropriate. Management has evaluated their material tax positions, which include such matters as the tax-exempt status of the Foundation and various positions relative to potential sources of UBI. As of June 30, 2022 and 2021, there were no income tax effects with respect to the financial statements. Forms 990 and 990-T filed by the Foundation for tax years 2019 and later remain subject to examination by taxing authorities.

Promises to give:

Unconditional promises to give are recognized as revenue at the present value of expected future payments when unconditional promises to give are received. As of June 30, 2022 and 2021, management believed that no allowance for doubtful collection was necessary based on the evaluation of the receivables and the related donors. Promises to give are scheduled to be received as follows:

	2022	2021
Due in less than one year	\$ 31,400	\$ 536,083
Due after one year to five years	250,000	500,000
Total Promises to Give	281,400	1,036,083
Less discount of present value (interest rates from 1.75% to 2.36%)	7,869	7,869
Promises to Give, net	\$ 273,531	\$ 1,028,214

Johnson County Community College

Notes to Financial Statements

Note 11. Johnson County Community College Foundation – Accounting Policies and Other Disclosures (Continued)

Promises to give of \$250,000 and \$1,000,000 as of June 30, 2022 and 2021 respectively, were due from certain members of the Foundation's Board of Directors or affiliated organizations of these Directors. At June 30, 2022 and 2021, 89% and 97% of gross promises to give were due from one and two donors, respectively. There were no conditional promises to give as of June 30, 2022 and 2021.

During the years ended June 30, 2022 and 2021, the Foundation received 16% and 31% of its total gifts and contributions from one donor and one board member, respectively.

Investments:

The Foundation's investment portfolio as of June 30, 2022 and 2021 consisted of the following:

	2022	2021
U.S. government obligations	\$ 3,439,551	\$ 2,923,170
Equity funds	11,618,252	16,282,541
Corporate bonds	4,247,074	3,544,489
Common stock	12,767,217	14,067,575
Preferred stock	1,011,083	1,206,346
Exchange traded funds	67,322	52,600
	<u>\$ 33,150,499</u>	<u>\$ 38,076,721</u>

The investments of the Foundation are exposed to various risks, such as interest rate, market and credit risk. Due to the level of risk associated with such investments and the level of uncertainty related to changes in the value of such investments, it is at least reasonably possible that changes in risks in the near term would affect investment balances and the amounts reported in the financial statements.

Contributed services and related party transactions:

The College provides the Foundation with office space, furniture and equipment without charge. Certain College employees perform duties for the Foundation without compensation from the Foundation. Management of the Foundation has estimated the fair market value of these services, which are recorded as management and general and fundraising expenses and contributed services revenue, to be \$755,128 and \$755,208 for the years ended June 30, 2022 and 2021, respectively. No amounts have been reflected in the financial statements for donated services, which do not create or enhance nonfinancial assets; however, time and resources have been contributed by volunteers in furtherance of the Foundation's objectives.

During the years ended June 30, 2022 and 2021, the Foundation gifted \$505,265 and \$750,000, respectively, to the College for the purpose of constructing new facilities on the campus. This is included in capital appropriations and gifts in the Statements of Revenues, Expenses and Changes in Net Position.

At June 30, 2022 and 2021, the Foundation owed the College \$1,118 and \$878,906, respectively, which was included in accounts payable.

Johnson County Community College

Notes to Financial Statements

Note 11. Johnson County Community College Foundation – Accounting Policies and Other Disclosures (Continued)

Net assets with donor restrictions:

At June 30, 2022 and 2021, net assets with donor restrictions are available for the following purposes:

	2022	2021
Scholarships to students	\$ 6,583,439	\$ 9,127,761
Support of College programs, including visual and performing arts programs and capital projects	6,433,303	9,065,132
Support of capital projects	79,535	55,867
Amounts with perpetual restrictions		
Scholarships to students	11,074,831	10,686,413
Support of College programs, including visual and performing arts programs	10,914,008	10,871,626
	<u>\$ 35,085,116</u>	<u>\$ 39,806,799</u>

Net assets that have perpetual restrictions are restricted for investment in perpetuity, the income from which is generally expendable for student scholarships and programs support. Net assets with perpetual restrictions also include significant portions of the campus art, which can only be sold under specific restrictions, including that the proceeds be reinvested in new campus art. The total of campus art included in net assets with perpetual restrictions was \$973,851 for both years ended June 30, 2022 and 2021 and is included in visual and performing art programs. Additionally, the Foundation has campus art that is restricted but not restricted in perpetuity. The total of campus art included in net assets with donor restrictions was \$696,938 and \$664,676 as of June 30, 2022 and 2021, respectively, and is included in support of college programs, including visual and performing arts programs and capital projects.

Assets released from restriction:

Net assets with donor restrictions were released from donor restrictions by incurring expenses satisfying the restricted purposes or by occurrence of other events specified by donors for the years ended June 30, 2022 and 2021 as follows:

	2022	2021
Scholarships to students	\$ 1,278,350	\$ 1,595,657
Support of College programs, including visual and performing arts programs and capital projects	2,363,739	1,823,933
	<u>\$ 3,642,089</u>	<u>\$ 3,419,590</u>

Johnson County Community College

Notes to Financial Statements

Note 11. Johnson County Community College Foundation – Accounting Policies and Other Disclosures (Continued)

Fair value measurements:

Fair value is the price that would be received to sell an asset or paid to transfer a liability in an orderly transaction between market participants at the measurement date. Fair value measurements must maximize the use of the observable inputs and minimize the use of unobservable inputs. There is a hierarchy of three levels of inputs that may be used to measure fair value:

Level 1: Quoted prices in active markets for identical assets or liabilities.

Level 2: Observable inputs other than Level 1 prices, such as quoted prices for similar assets or liabilities; quoted prices in markets that are not active; or other inputs that are observable or can be corroborated by observable market data for substantially the full term of the assets or liabilities.

Level 3: Unobservable inputs supported by little or no market activity and are significant to the fair value of the assets or liabilities.

A description of the valuation methodologies used for assets measured at fair value, on a recurring basis, as well as the general classification of such instruments pursuant to the valuation hierarchy, is set forth below:

Common, Preferred Stocks and Exchange Traded Funds – Valued at the closing price reported on the active market on which the individual securities are traded.

Equity Funds – Valued at the daily closing price as reported by the fund. Mutual Funds held by the Foundation are open-end investment companies that are registered with the Securities and Exchange Commission.

U.S. Government Obligations and Corporate Bonds – Valued by a pricing service based upon market transactions for comparable securities and various relationships between securities which are generally recognized by institutional traders.

There have been no changes in valuation techniques used during the years ended June 30, 2022 and 2021.

Johnson County Community College

Notes to Financial Statements

Note 11. Johnson County Community College Foundation – Accounting Policies and Other Disclosures (Continued)

The following tables summarize, by level, the assets measured at fair value on a recurring basis, as of June 30, 2022 and 2021, segregated by the general classification of such instruments pursuant to the valuation hierarchy:

	June 30, 2022			Total
	Level 1	Level 2	Level 3	
Investments				
U.S. government obligations	\$ -	\$ 3,439,551	\$ -	\$ 3,439,551
Equity funds:				
Fixed income mutual funds	3,032,583	-	-	3,032,583
International mutual funds	2,958,947	-	-	2,958,947
Domestic mutual funds	4,107,891	-	-	4,107,891
Alternative mutual funds	1,518,831	-	-	1,518,831
Corporate bonds	-	4,247,074	-	4,247,074
Common stock				
Energy	599,639	-	-	599,639
Materials	395,035	-	-	395,035
Industrials	1,395,537	-	-	1,395,537
Consumer discretionary	1,576,474	-	-	1,576,474
Consumer staples	1,042,306	-	-	1,042,306
Health care	1,672,097	-	-	1,672,097
Financials	1,351,120	-	-	1,351,120
Information technology	3,444,300	-	-	3,444,300
Real estate	168,569	-	-	168,569
Telecommunication services	999,643	-	-	999,643
Utilities	122,497	-	-	122,497
Preferred stock	1,011,083	-	-	1,011,083
Exchange traded funds	67,322	-	-	67,322
Total	\$ 25,463,874	\$ 7,686,625	\$ -	\$ 33,150,499

Johnson County Community College

Notes to Financial Statements

Note 11. Johnson County Community College Foundation – Accounting Policies and Other Disclosures (Continued)

	June 30, 2021			Total
	Level 1	Level 2	Level 3	
Investments				
U.S. government obligations	\$ -	\$ 2,923,170	\$ -	\$ 2,923,170
Equity funds:				
Fixed income mutual funds	5,058,504	-	-	5,058,504
International mutual funds	3,598,135	-	-	3,598,135
Domestic mutual funds	5,676,740	-	-	5,676,740
Alternative mutual funds	1,949,162	-	-	1,949,162
Corporate bonds	-	3,544,489	-	3,544,489
Common stock				
Energy	467,586	-	-	467,586
Materials	518,197	-	-	518,197
Industrials	1,414,315	-	-	1,414,315
Consumer discretionary	1,746,279	-	-	1,746,279
Consumer staples	950,331	-	-	950,331
Health care	1,581,982	-	-	1,581,982
Financials	1,514,586	-	-	1,514,586
Information technology	3,851,384	-	-	3,851,384
Real estate	278,365	-	-	278,365
Telecommunication services	1,623,361	-	-	1,623,361
Utilities	121,189	-	-	121,189
Preferred stock	1,206,346	-	-	1,206,346
Exchange traded funds	52,600	-	-	52,600
Total	\$ 31,609,062	\$ 6,467,659	\$ -	\$ 38,076,721

There were no transfers between Level 1, 2 or 3 for the fair value hierarchy for the fiscal years ended June 30, 2022 and 2021.

Johnson County Community College

Notes to Financial Statements

Note 12. Information on Activities with Revenue-Backed Debt

The College has issued revenue bonds to construct a student center and parking garages as described in Note 4 which are revenue backed debt instruments. Information related to the associated activities is as follows:

	2022	2021
Total Capital Assets, Net	<u>\$ 14,983,259</u>	<u>\$ 15,710,014</u>
Total Debt	<u>\$ 10,041,946</u>	<u>\$ 11,453,749</u>
Operating revenues, sales and service	\$ 9,789,284	\$ 13,894,727
Less operating expenses, salaries, utilities, depreciation and other expenses	10,105,841	8,678,903
Operating Income (Loss)	<u>\$ (316,557)</u>	<u>\$ 5,215,824</u>

Note 13. Tax Abatement Disclosures

Property tax abatements are authorized under Kansas statutes KSA 12-1740 et. Seq. and KSA 79-201a. Abatements may not exceed a term of ten years by statute. Among other eligibility criteria, the developer must demonstrate a positive cost/benefit to the various taxing jurisdictions under Kansas law. Johnson County cities have used tax abatements for many years to spur industrial and office development. Kansas statutes provide a process for cities to abate property tax on qualifying property.

GASB 77 requires disclosure information about tax abatements entered into by other governments affecting revenues of the College. The following cities within Johnson County, Kansas have entered into tax abatement agreements that reduce property tax revenues for the College: De Soto, Gardner, Lenexa, Merriam, Mission, Olathe, Overland Park, Prairie Village, Roeland Park, Shawnee and Westwood. The gross dollar amount by which the College's property tax revenues were reduced as a result of these tax abatement agreements was approximately \$2,867,000 and \$2,669,000 during the years ending June 30, 2022 and June 30, 2021, respectively. There were no tax abatement agreements entered into by the College.

Note 14. Uncertainties

In January 2020, an outbreak of a new strain of coronavirus, COVID-19, was identified and recognized as a global pandemic by the World Health Organization. From March 2020 to June 2021, the College operated in various modified environments ranging from fully remote to hybrid in person. Since July 2021, the College has generally returned to its pre-pandemic environment for in person instruction and campus operations.

COVID-19 had an adverse effect on the College's enrollment and operations during the years ending June 30, 2022 and 2021. Given the uncertainty of the extent and duration of the pandemic, management cannot reasonably estimate the impact to the College's future results of operations, cash flows or financial condition. College leadership continues to monitor the coronavirus threat and adjust the institutional response as circumstances dictate.

Johnson County Community College

Notes to Financial Statements

Note 14. Uncertainties (Continued)

The Higher Education Emergency Relief Fund (HEERF), found in Section 18004 of the CARES Act, provided funding to institutions of higher education. The College recorded HEERF federal grant revenue of \$15,937,137 and \$19,257,088 for the fiscal years ended June 30, 2022 and 2021, respectively. In keeping with the terms of the HEERF grants, the College has allocated grant funds to provide direct emergency aid to students, to cover institutional costs associated with significant changes to the delivery of instruction due to the coronavirus, and to reimburse lost revenues.

Johnson County Community College

**Required Supplementary Information
Schedules of College's Proportionate Share
Year Ended June 30, 2022**

**KPERS Defined Benefit Pension Plan
Schedule of College's Proportionate Share of the Net Pension Liability**

	As of Measurement Date: June 30,						
	2021	2020	2019	2018	2017	2016	2015*
Total proportion of the state/school group net pension liability allocated to the College	1.74608%	1.76221%	1.78835%	1.81410%	1.88268%	1.96949%	1.92353%
Less: proportion of the state/school group net pension liability allocated to the State of Kansas (special funding)	1.74063%	1.75746%	1.77618%	1.79760%	1.86020%	1.95760%	1.91227%
College's proportion of the state/school group net pension liability	<u>0.00545%</u>	<u>0.00475%</u>	<u>0.01217%</u>	<u>0.01650%</u>	<u>0.02248%</u>	<u>0.01189%</u>	<u>0.01126%</u>
Total proportionate share of the state/school group net pension liability allocated to the College	\$ 98,649,305	\$ 131,989,224	\$ 116,368,766	\$ 119,305,580	\$ 127,846,444	\$ 133,398,205	\$ 133,194,199
Less: proportionate share of the state/school group net pension liability allocated to the State of Kansas (special funding)	\$ 98,374,027	\$ 131,671,144	\$ 115,665,208	\$ 118,342,322	\$ 126,496,805	\$ 132,370,340	\$ 132,414,195
College's proportionate share of the state/school group net pension liability	<u>\$ 275,278</u>	<u>\$ 318,080</u>	<u>\$ 703,558</u>	<u>\$ 963,258</u>	<u>\$ 1,349,639</u>	<u>\$ 1,027,865</u>	<u>\$ 780,004</u>
College's state/school group covered payroll	\$ 151,303	\$ 183,627	\$ 311,055	\$ 525,582	\$ 710,293	\$ 323,900	\$ 242,814
College's state/school group proportionate share of net pension liability as a percentage of its covered payroll	181.94%	173.22%	226.18%	183.27%	190.01%	317.34%	321.24%
Plan fiduciary net position as a percentage of the total pension liability	76.40%	66.30%	69.88%	68.88%	67.12%	65.10%	64.95%

* GASB 68 requires presentation of ten years. The College's proportionate share of the net pension liability allocated to employer prior to the plan year ended 2015 is not available.

Changes of assumptions for 2021: A reduction in the long-term rate of return (net of investment expenses including price inflation) from 7.5% to 7.25% and an increase in wage inflation from 3.5% to 12.0%. Price inflation remained the same at 2.75%.

Changes of assumptions for 2020: A reduction in the long-term rate of return (net of investment expenses including price inflation) from 7.75% to 7.5% and an increase in wage inflation from 3.25% to 11.75%. Price inflation remained the same at 2.75%.

Changes of assumptions for 2017: Price inflation dropped from 3.00% to 2.75%, a reduction of the wage inflation from 4.00% to 3.50% and a reduction in the long-term rate of return (net of investment expenses including price inflation) from 8.00% to 7.75%.

Johnson County Community College

**Required Supplementary Information
Schedules of College's Contributions to Defined Benefit Pension Plan
Year Ended June 30, 2022**

**KPERS Defined Benefit Pension Plan
Schedule of College's Contributions**

	As of the College's Fiscal Year Ended						
	2022	2021	2020	2019	2018	2017	2016*
Required state/school group contribution	\$ 31,910	\$ 38,164	\$ 84,459	\$ 82,321	\$ 100,759	\$ 72,003	\$ 49,477
Contributions made in relation to the required contribution	31,910	38,164	84,459	82,321	100,759	72,003	49,477
Contribution deficiency	-	-	-	-	-	-	-
College's state/school group covered payroll	\$ 151,303	\$ 183,627	\$ 311,055	\$ 525,582	\$ 710,293	\$ 323,900	\$ 242,814
Contributions as a percentage of state/school group covered payroll	21.09%	20.78%	27.15%	15.66%	14.19%	22.23%	20.38%

* GASB 68 requires presentation of ten years. The College's proportionate share of the net pension liability allocated to employer prior to the year ended 2016 is not available.

Johnson County Community College

**Required Supplementary Information
Other Postemployment Benefit Plan – Medical and Prescription Drug Plan
Schedule of College’s Net OPEB Liability
Year Ended June 30, 2022**

Total OPEB Liability for fiscal year:	<u>2022</u>	<u>2021</u>	<u>2020</u>	<u>2019</u>	<u>2018*</u>
Service cost	\$ 243,084	\$ 275,414	\$ 216,560	\$ 219,211	\$ 199,797
Interest	99,673	140,677	143,836	172,831	175,654
Changes of benefit terms	-	-	-	-	-
Differences between expected and actual experience	(453,352)	(313,451)	(430,989)	(476,498)	-
Changes in assumptions or other inputs	(717,923)	(133,831)	1,018,870	86,333	254,651
Benefit payments	(292,000)	(435,000)	(347,000)	(537,000)	(620,000)
Net change in total OPEB liability	(1,120,518)	(466,191)	601,277	(535,123)	10,102
Total OPEB liability-beginning	4,886,566	5,352,757	4,751,480	5,286,603	5,276,501
Total OPEB liability-ending	\$ 3,766,048	\$ 4,886,566	\$ 5,352,757	\$ 4,751,480	\$ 5,286,603
Covered payroll	\$ 59,956,158	\$ 63,713,791	\$ 63,713,791	\$ 60,651,205	\$ 60,651,205
Total OPEB liability as a percentage of covered payroll	6.3%	7.7%	8.4%	7.8%	8.7%

* GASB 75 requires presentation of ten years. The College’s OPEB liability detail prior to the plan year ended 2018 is not available.

Notes to Schedule:

The measurement date is the same date as the College’s fiscal year end.

Changes of assumptions

Changes of assumptions and other inputs reflect the effects of changes in the discount rate each period. The discount rate was 3.9% for 2022.

Johnson County Community College

**Required Supplementary Information
Other Postemployment Benefit Plan – KPERS long-term disability and life insurance benefit plans
Schedule of College’s Net OPEB Liability
Year Ended June 30, 2022**

Total OPEB Liability for fiscal year:	<u>2022</u>	<u>2021</u>	<u>2020</u>	<u>2019</u>	<u>2018*</u>
Service cost	\$ 253,068	\$ 229,657	\$ 223,630	\$ 220,557	\$ 234,775
Interest	64,569	105,510	131,616	127,988	114,376
Changes of benefit terms	-	-	-	-	-
Differences between expected and actual experience	413,362	(194,025)	(416,577)	102,156	-
Changes in assumptions or other inputs	4,898	107,722	39,354	(38,057)	(109,824)
Benefit payments	(372,281)	(357,114)	(383,153)	(793,183)	(536,459)
Net change in total OPEB liability	363,616	(108,250)	(405,130)	(380,539)	(297,132)
Total OPEB liability-beginning	2,853,698	2,961,948	3,367,078	3,747,617	4,044,749
Total OPEB liability-ending	3,217,314	2,853,698	2,961,948	3,367,078	3,747,617
Nonemployer contributing entity total proportionate share of the total OPEB liability:	100%	100%	100%	100%	100%
Nonemployer contributing entity total proportionate share (amount) of the total OPEB liability:	\$ 3,217,314	\$ 2,853,698	\$ 2,961,948	\$ 3,367,078	\$ 3,747,617
College's proportionate share of the total OPEB liability:	0%	0%	0%	0%	0%
College's proportionate share (amount) of the total OPEB liability:	\$ -	\$ -	\$ -	\$ -	\$ -

* GASB 75 requires presentation of ten years. The College’s OPEB liability detail prior to the fiscal year ended 2018 is not available.

Notes to Schedule:

The measurement date of the liability is 12 months earlier than the fiscal year end of the College in each year.

Changes of assumptions

There are no assets accumulated in a trust that meets the criteria in paragraph 4 of GASB 75 to pay related benefits.

There have been no factors that significantly affect the trends in the amounts reported.

Budgetary Expenditures with Appropriations (Unaudited)
Year Ended June 30, 2022

	Budgetary Expenditures	Legal Appropriations Budget	Under Budget
Current Unrestricted Funds:			
General	\$ 134,979,003	\$ 180,196,670	\$ 45,217,667
Postsecondary technical education (PTE)	49,283,938	54,324,734	5,040,796
Subtotal General and PTE	<u>184,262,941</u>	<u>234,521,404</u>	<u>50,258,463</u>
Adult supplementary education	5,467,631	8,585,339	3,117,708
Truck driver training	427,113	810,102	382,989
Motorcycle driver	80,935	85,453	4,518
Auxiliary enterprises	11,450,532	14,932,986	3,482,454
Total Current Unrestricted Funds	<u>201,689,152</u>	<u>\$ 258,935,284</u>	<u>\$ 57,246,132</u>
Current Restricted Funds:			
Special assessments	221,491	<u>\$ 1,075,000</u>	<u>\$ 853,509</u>
Other restricted	<u>32,816,935</u>		
Total Current Restricted Funds	<u>33,038,426</u>		
Total Current Funds	<u>234,727,578</u>		
Plant Funds:			
Unexpended, capital outlay	6,449,277	<u>\$ 8,106,400</u>	<u>\$ 1,657,123</u>
Repair and replacement reserve	262,741		
Bond proceeds, construction	1,282,886		
Debt retirement, revenue bonds	<u>1,602,130</u>		
Total Plant Funds	<u>9,597,034</u>		
Total Current and Plant Funds	<u>\$ 244,324,612</u>		